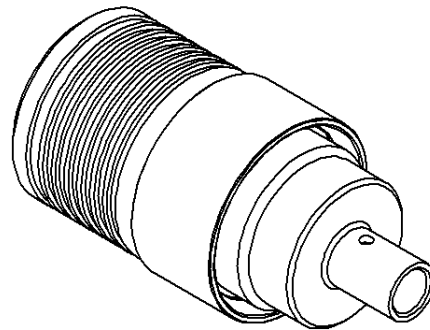
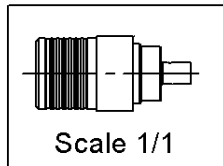
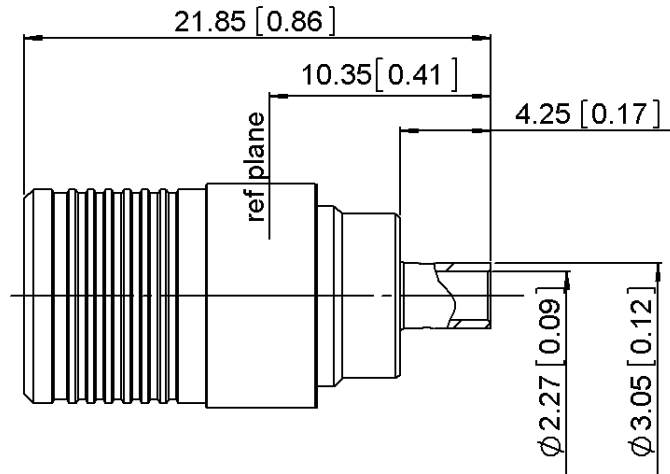
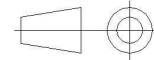


PAGE 1/2	ISSUE 1425 A	SERIES QRE	PART NUMBER R324054L01
----------	--------------	------------	-------------------------------



All dimensions are in mm.



COMPONENTS	MATERIALS	PLATING (μm)
Body	STAINLESS STEEL	GOLD 0.5 OVER NICKEL 2
Center contact	BERYLLIUM COPPER	GOLD 2.5 OVER NICKEL 2
Outer contact	BERYLLIUM COPPER	NPGR
Insulator	PTFE	
Gasket	FLUOROSILICONE	
Others parts	STAINLESS STEEL	PASSIVATION
-	-	-
-	-	-

PAGE 2/2	ISSUE 1425 A	SERIES QRE	PART NUMBER R324054L01
----------	--------------	------------	------------------------

PACKAGING

Standard	Unit	Other
100	Contact us	Contact us

ELECTRICAL CHARACTERISTICS

Impedance	50	Ω
Frequency	0-12.4	GHz
VSWR	1.05 + 0.0150	x F(GHz) Maxi
Insertion loss	0.12	√F(GHz) dB Maxi
RF leakage	- (*)	- F(GHz) dB Maxi
Voltage rating	335	Veff Maxi
Dielectric withstanding voltage	1000	Veff mini
Insulation resistance	5000	MΩ mini

MECHANICAL CHARACTERISTICS

Center contact retention		
Axial force – Mating End	27	N mini
Axial force – Opposite end	27	N mini
Torque	NA	N.cm mini
Recommended torque		
Mating	NA	N.cm
Panel nut	NA	N.cm
Clamp nut	NA	N.cm
A/F clamp nut	0.0000	mm
Mating life	100	Cycles mini
Weight	6.2600	g

ENVIRONMENTAL

Operating temperature	-55/+165	°C
Hermetic seal	10-6**	Atm.cm3/s
Panel leakage	NA	

SPECIFICATION

CABLE ASSEMBLY

Stripping	a	b	c	d	e	f
mm	3.17	0	0	0	0	0

Assembly instruction:

Recommended cable(s)
BELN 1671A
RG 405
KS 1

Characteristics indicated on this data sheet are those that can be achieved with the highest performance cable. Intrinsic limitations of the cable may diminish the performance of the assembly

Cable retention

- pull off	130	N mini
- torque	NA	N.cm

TOOLING

Part Number	Description	Hexagon
R282051000	STRIPPING TOOL	
R282063000	POINTER GAUGE	
R282740000	SOLDERING MOUNTING	
R282744220	SOLDERING POSITIONER(CENTER CONTACT)	
R282862090	SOLDER GAUGE THICKNESS 0.0276	

OTHER CHARACTERISTICS

* RF leakage: 95@3GHz/80@12.4GHz
 **According to CEI 68-2-17 Test Qk
 when mated to female connector