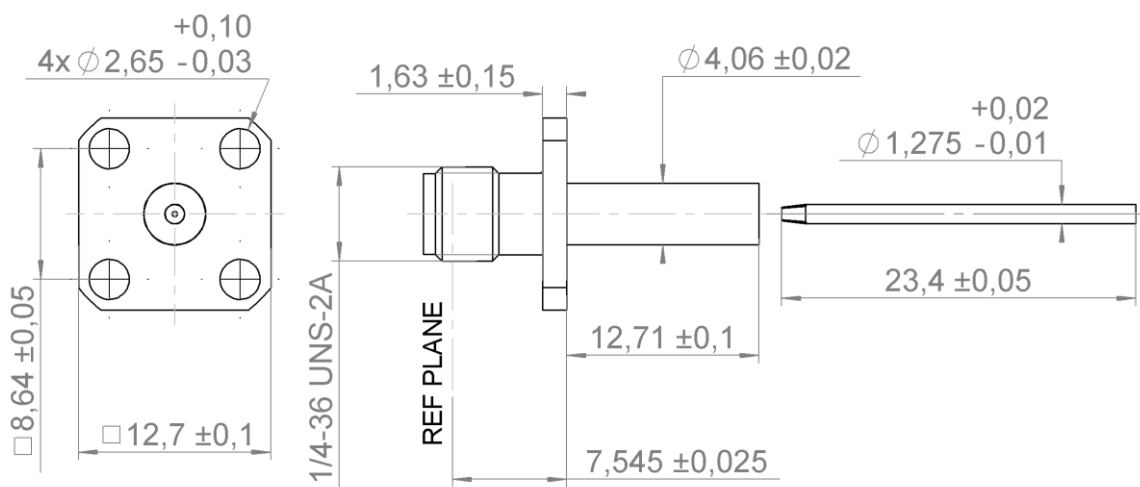


PAGE 1/2

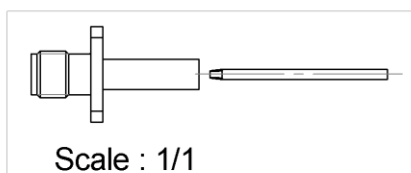
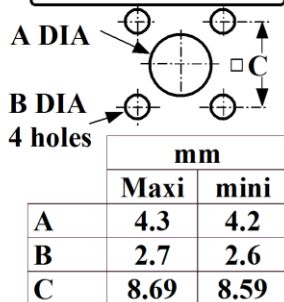
ISSUE 2032A

SERIES SMA-S

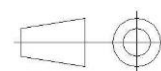
PART NUMBER R126413000



PANEL CUT OUT



All dimensions are in mm.



COMPONENTS	MATERIALS	PLATING (µm)
Body	BERYLLIUM COPPER	GOLD 2.5 OVER COPPER 2.5
Center contact	BERYLLIUM COPPER	GOLD 2.5 OVER COPPER 2.5
Outer contact	-	-
Insulator	PTFE	-
Gasket	-	-
Others parts	-	-
-	-	-
-	-	-

PAGE 2/2

ISSUE 2032A

SERIES SMA-S

PART NUMBER R126413000

PACKAGING

Standard	Unit	Other
1	-	Contact us

ELECTRICAL CHARACTERISTICS

Impedance	50	Ω
Frequency	0-18	GHz
VSWR	1.06 + 0,0030	x F(GHz) Maxi
Insertion loss	0.02+0.07	√F(GHz) dB Maxi
RF leakage	- (95	- F(GHz)) dB Maxi
Voltage rating	335	Vrms Maxi
Dielectric withstanding voltage	1000	Vrms mini
Insulation resistance	5000	MΩ mini

ENVIRONMENTAL

Operating temperature	-65/+165	°C
Hermetic seal	NA	Atm.cm3/s
Panel leakage	NA	

MECHANICAL CHARACTERISTICS

Center contact retention		
Axial force – Mating End	NA	N mini
Axial force – Opposite end	NA	N mini
Torque	NA	N.cm mini
Recommended torque		
Mating	NA	N.cm
Panel nut	NA	N.cm
Mating life	500	Cycles Maxi
Weight	3,7000	g Maxi

SPECIFICATION

According to 3402
According to 3402 002

OTHER CHARACTERISTICS

Assembly instruction:NA

Others:

-