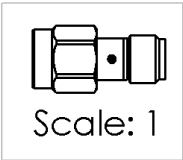
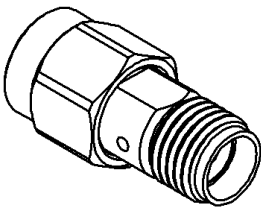
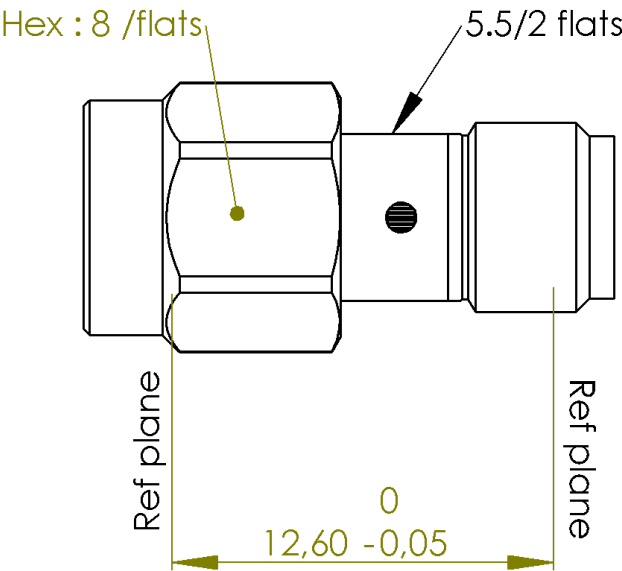
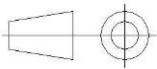


PAGE 1/2	ISSUE 2032A	SERIES SMA-X	PART NUMBER R125704000X
----------	-------------	--------------	-------------------------



All dimensions are in mm.



COMPONENTS	MATERIALS	PLATING (μm)
Body	INOX	GOLD 1.3 OVER NICKEL2
Center contact	BERYLLIUM COPPER	GOLD 1.3 OVER NICKEL2
Outer contact		
Insulator	PTFE	
Gasket	SILICONE	
Others parts	INOX	GOLD 0.5 OVER NICKEL 2
-	-	-
-	-	-

PAGE 2/2

ISSUE **2032A**

SERIES **SMA-X**

PART NUMBER **R125704000X**

PACKAGING

Standard	Unit	Other
1	-	Contact us

ELECTRICAL CHARACTERISTICS

Impedance	50	Ω
Frequency	0-18	GHz
VSWR	1.05 + 0,0050	x F(GHz) Maxi
Insertion loss	0.02+0.05	\sqrt{F} (GHz) dB Maxi
RF leakage	- (100	- F(GHz)) dB Maxi
Voltage rating	500	Vrms Maxi
Dielectric withstanding voltage	1000	Vrms mini
Insulation resistance	5000	M Ω mini

MECHANICAL CHARACTERISTICS

Center contact retention		
Axial force – Mating End	27	N mini
Axial force – Opposite end	27	N mini
Torque	NA	N.cm mini
Recommended torque		
Mating	80-120	N.cm
Panel nut		N.cm
Mating life	0	Cycles Maxi
Weight	4,0000	g Maxi

ENVIRONMENTAL

Operating temperature	-65/+160	°C
Hermetic seal		Atm.cm3/s
Panel leakage		

SPECIFICATION

RAD-GEN-CONN 001
RAD-DET-CONN 004

OTHER CHARACTERISTICS

Assembly instruction:

Others: