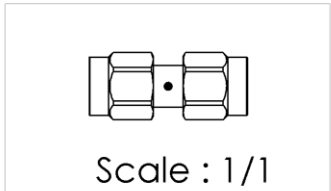
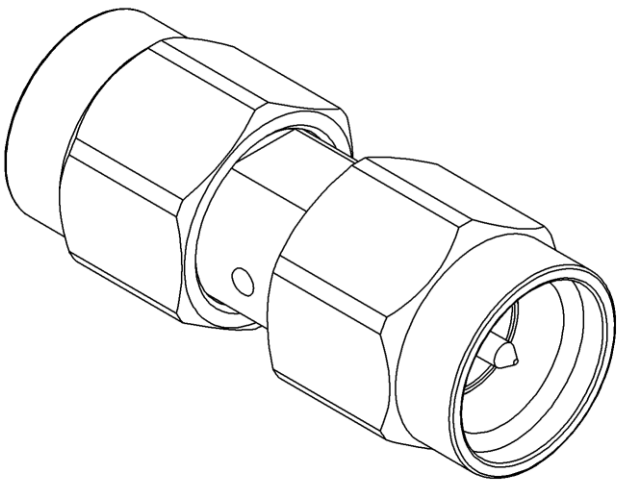
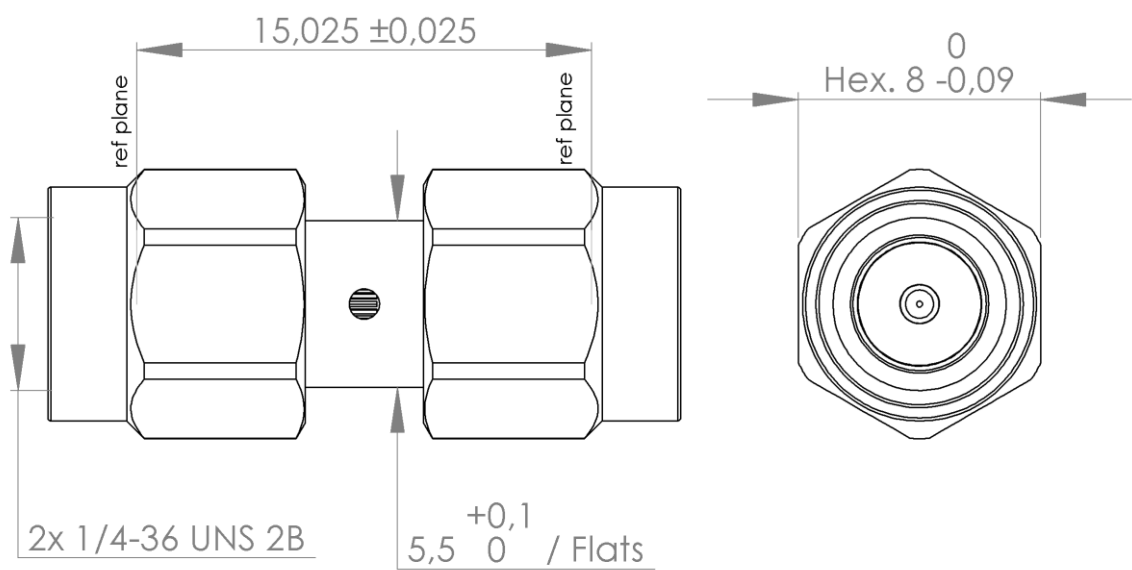
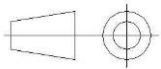


PAGE 1/2	ISSUE 2032A	SERIES SMA-X	PART NUMBER R125703004X
----------	-------------	--------------	-------------------------



All dimensions are in mm.



COMPONENTS	MATERIALS	PLATING (μm)
Body	STAINLESS STEEL	GOLD 1.3 OVER NICKEL2
Center contact	BRASS	GOLD 1.3 OVER NICKEL2
Outer contact	4 INDENTS TO MAINTAIN INSULATOR IN THE BODY	4 INDENTS TO MAINTAIN INSULATOR IN THE BODY
Insulator	PTFE	
Gasket	SILICONE RUBBER	
Others parts	STAINLESS STEEL	GOLD 1.3 OVER NICKEL 3
-	-	-
-	-	-

PAGE 2/2

ISSUE 2032A

SERIES SMA-X

PART NUMBER R125703004X

PACKAGING

Standard	Unit	Other
1	-	Contact us

ELECTRICAL CHARACTERISTICS

Impedance	50	Ω
Frequency	0-18	GHz
VSWR	1.05 + 0,0050	x F(GHz) Maxi
Insertion loss	0.02+0.07	√F(GHz) dB Maxi
RF leakage	- (90	- F(GHz)) dB Maxi
Voltage rating	500	Vrms Maxi
Dielectric withstanding voltage	1000	Vrms mini
Insulation resistance	5000	MΩ mini

MECHANICAL CHARACTERISTICS

Center contact retention		
Axial force – Mating End	27	N mini
Axial force – Opposite end	27	N mini
Torque	2.8	N.cm mini
Recommended torque		
Mating	80-120	N.cm
Panel nut	NA	N.cm
Mating life	500	Cycles Maxi
Weight	5,4000	g Maxi

ENVIRONMENTAL

Operating temperature	-65/+165	°C
Hermetic seal	NA	Atm.cm3/s
Panel leakage	NA	

SPECIFICATION

RAD-GEN-CONN 001
RAD-FDET-CONN 004

OTHER CHARACTERISTICS

Assembly instruction:

Others: