
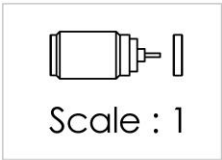
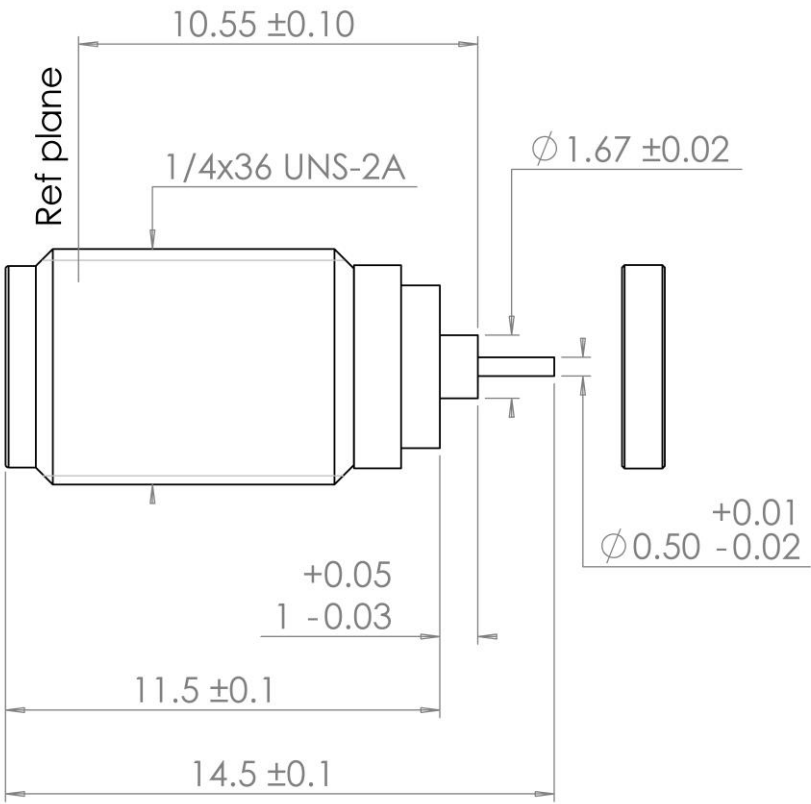
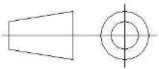


PAGE 1/2	ISSUE 2030A	SERIES SMA-X	PART NUMBER R125609120X
----------	-------------	--------------	-------------------------



All dimensions are in mm.



COMPONENTS	MATERIALS	PLATING (μm)
Body	STAINLESS STEEL	GOLD 1.3 OVER NICKEL2
Center contact	BERYLLIUM COPPER	GOLD 1.3 OVER NICKEL2
Outer contact	-	-
Insulator	PTFE	-
Gasket	A-G4MC	GOLD 1.3 OVER NICKEL2
Others parts	DILVER P1 + CORNING	-
-	-	-
-	-	-

PAGE 2/2

ISSUE 2030A

SERIES SMA-X

PART NUMBER R125609120X

PACKAGING

Standard	Unit	Other
1	-	Contact us

ELECTRICAL CHARACTERISTICS

Impedance	50	Ω
Frequency	0-26.5	GHz
VSWR	1.10 + 0,0100	x F(GHz) Maxi
Insertion loss	0.02+0.07	√F(GHz) dB Maxi
RF leakage	- (NA	- F(GHz)) dB Maxi
Voltage rating	500	Vrms Maxi
Dielectric withstanding voltage	1000	Vrms mini
Insulation resistance	5000	MΩ mini

MECHANICAL CHARACTERISTICS

Center contact retention		
Axial force – Mating End	27	N mini
Axial force – Opposite end	27	N mini
Torque	NA	N.cm mini
Recommended torque		
Mating	80-120	N.cm
Panel nut	280	N.cm
Mating life	500	Cycles Maxi
Weight	1,9000	g Maxi

ENVIRONMENTAL

Operating temperature	-65/+165	°C
Hermetic seal	10-5	Atm.cm3/s
Panel leakage	NA	

SPECIFICATION

RAD-GEN-CONN 001
RAD-DET-CONN 003

OTHER CHARACTERISTICS

Assembly instruction:

Others: