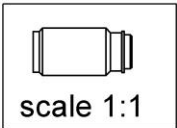
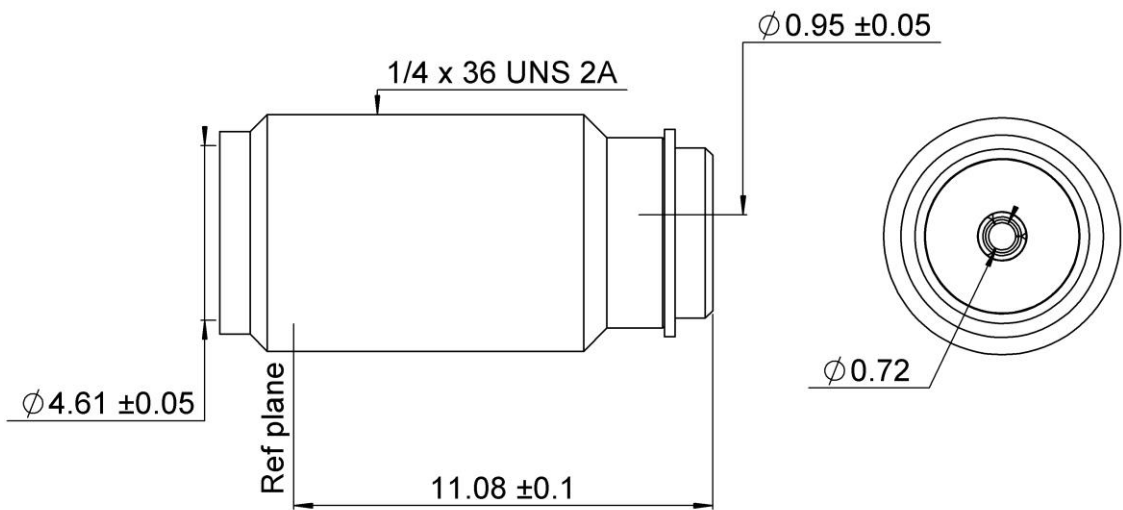
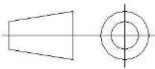
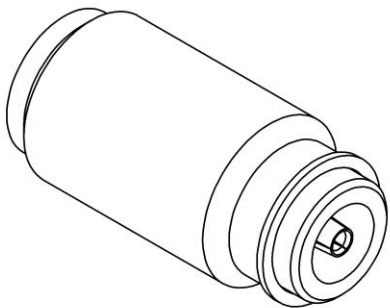


PAGE 1/2	ISSUE 2030A	SERIES SMA-X	PART NUMBER R125605040X
----------	-------------	--------------	-------------------------



All dimensions are in mm.



COMPONENTS	MATERIALS	PLATING (μm)
Body	INOX	GOLD 1.3 OVER NICKEL2
Center contact	BERYLLIUM COPPER	GOLD 2.5 OVER COPPER 2.5
Outer contact	-	-
Insulator	PTFE	-
Gasket	SILICONE RUBBER	-
Others parts	-	-
-	-	-
-	-	-

PAGE 2/2

ISSUE 2030A

SERIES SMA-X

PART NUMBER R125605040X

PACKAGING

Standard	Unit	Other
1	-	Contact us

ELECTRICAL CHARACTERISTICS

Impedance	50	Ω
Frequency	0-18	GHz
VSWR	1.20 + 0,0000	x F(GHz) Maxi
Insertion loss	0.02+0.07	√F(GHz) dB Maxi
RF leakage	- (-	- F(GHz)) dB Maxi
Voltage rating	450	Vrms Maxi
Dielectric withstanding voltage	1400	Vrms mini
Insulation resistance	5000	MΩ mini

MECHANICAL CHARACTERISTICS

Center contact retention		
Axial force – Mating End	27	N mini
Axial force – Opposite end	27	N mini
Torque	NA	N.cm mini
Recommended torque		
Mating	NA	N.cm
Panel nut	170	N.cm
Mating life	500	Cycles Maxi
Weight	1,5000	g Maxi

ENVIRONMENTAL

Operating temperature	-55/+155	°C
Hermetic seal	1x10 ⁻⁷	Atm.cm3/s
Panel leakage	NA	

SPECIFICATION

RAD-GEN-CONN 001
RAD-DET-CONN 003

OTHER CHARACTERISTICS

Assembly instruction:

Others: