

PAGE 1/2

ISSUE 26-07-21

SERIE : DP3T

PART NUMBER : R585F52100

## RF CHARACTERISTICS

Frequency range : 0 - 26.5 GHz  
Impedance : 50 Ohms

Frequency (GHz)	DC - 3	3 - 8	8 - 12.4	12.4 - 18	18 - 26.5
VSWR max	1.20	1.30	1.40	1.50	1.70
Insertion loss max	0.20 dB	0.30 dB	0.40 dB	0.50 dB	0.70 dB
Isolation min	80 dB	70 dB	60 dB	60 dB	55 dB
Average power (*)	240 W	150 W	120 W	100 W	40 W

## ELECTRICAL CHARACTERISTICS

Actuator : LATCHING  
Nominal current \*\* : 420 mA  
Actuator voltage (Vcc) : 12V (10.2 to 13V)  
Terminals : solder pins (250°C max. / 30 sec.)  
Self cut-off time : 40 ms < CT < 120 ms  
TTL inputs (E) - High level : 2.2 to 5.5 V / 800µA at 5.5 V  
- Low level : 0 to 0.8 V / 20µA at 0.8 V

## MECHANICAL CHARACTERISTICS

Connectors : SMA female per MIL-C 39012  
Life : 10 million cycles  
Switching Time\*\*\* : < 10 ms  
Construction : Splashproof  
Weight : < 100 g

## ENVIRONMENTAL CHARACTERISTICS

Operating temperature range : -40°C to +85°C  
Storage temperature range : -55°C to +85°C

(\* Average power at 25°C per RF Path)

(\*\* At 25° C ±10%)

(\*\*\* Nominal voltage ; 25° C)



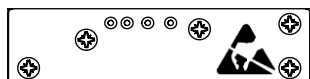
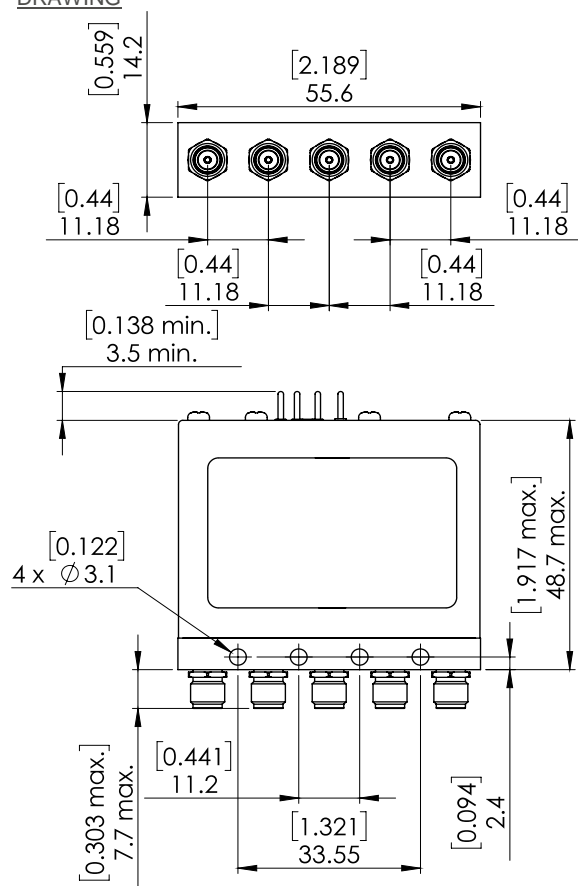
PAGE **2/2**

ISSUE **26-07-21**

SERIE : **DP3T**

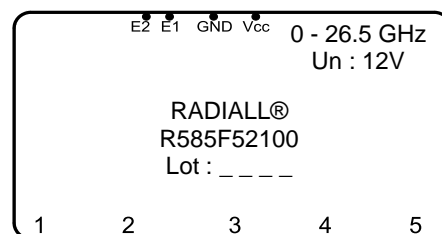
PART NUMBER : **R585F52100**

DRAWING



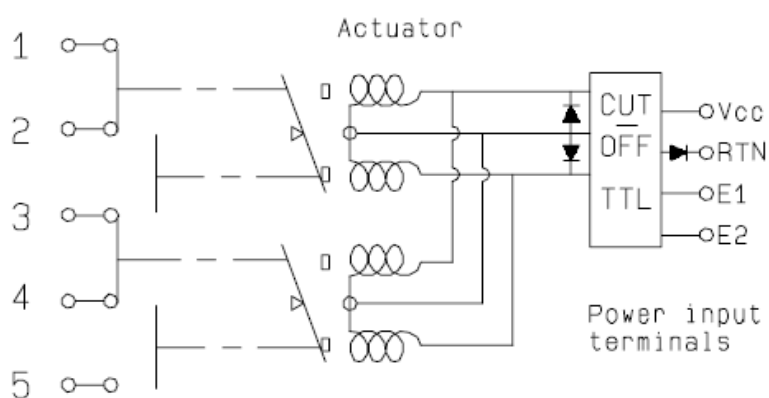
General tolerances :  $\pm 0,5$  mm [0,02 in]

**LABEL**



SCHEMATIC DIAGRAM

RF input



TTL input	RF Continuity
E1=1 / E2=0	1 ↔ 2 / 3 ↔ 4
E1=0 / E2=1	2 ↔ 3 / 4 ↔ 5
E1=0 / E2=0	Memory
E1=1 / E2=1	Forbidden