

PAGE **1/2**

ISSUE **09-03-21**

SERIE : **DP3T**

PART NUMBER : **R585862010**

RF CHARACTERISTICS

Frequency range : **0 - 40 GHz**

Impedance : **50 Ohms**

Frequency (GHz)	DC - 6	6 - 12.4	12.4 - 18	18 - 26.5	26.5 - 40
VSWR max	1.30	1.40	1.50	1.70	1.90
Insertion loss max	0.30 dB	0.40 dB	0.50 dB	0.70 dB	0.80 dB
Isolation min	70 dB	60 dB	60 dB	55 dB	50 dB
Average power (*)	80 W	60 W	50 W	20 W	10 W

ELECTRICAL CHARACTERISTICS

Actuator : **LATCHING**

Nominal current ** : **420 mA**

Actuator voltage (Vcc) : **12V (10.2 to 13V) / POSITIVE COMMON**

Terminals : **solder pins (250°C max. / 30 sec.)**

Indicator rating : **1 W / 30 V / 100 mA**

Self cut-off time : **40 ms < CT < 120 ms**

MECHANICAL CHARACTERISTICS

Connectors : **SMA 2.9 female per MIL-C 39012**

Life : **10 million cycles**

Switching Time*** : **< 10 ms**

Construction : **Splashproof**

Weight : **< 100 g**

ENVIRONMENTAL CHARACTERISTICS

Operating temperature range : **-40°C to +85°C**

Storage temperature range : **-55°C to +85°C**

(* Average power at 25°C per RF Path)

(** At 25° C ±10%)

(*** Nominal voltage ; 25° C)



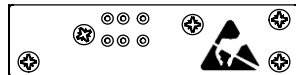
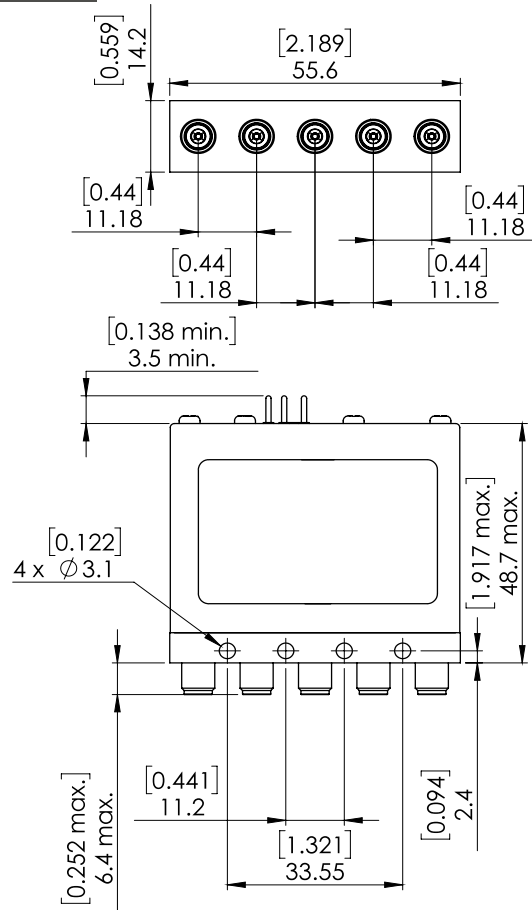
PAGE 2/2

ISSUE 09-03-21

SERIE : DP3T

PART NUMBER : R585862010

DRAWING

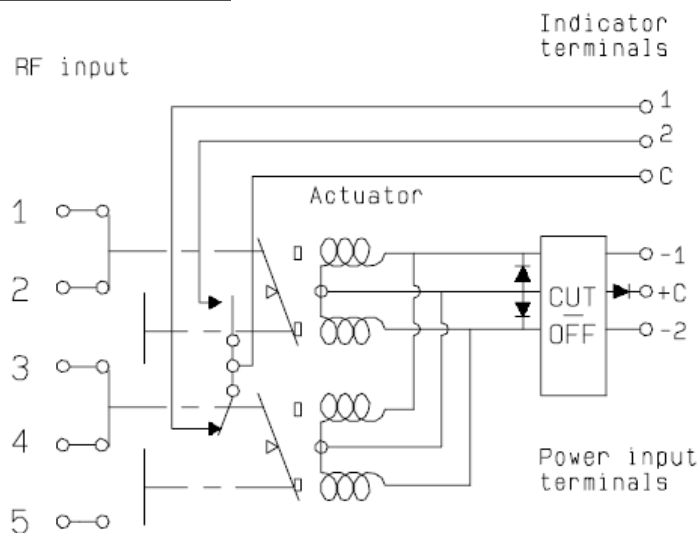


General tolerances : $\pm 0,5$ mm [0,02 in]

LABEL

-2	-1	+C	0 - 40 GHz	
2	1	C	Un : 12V	
RADIALL®				
R585862010				
Lot : _ _ _ _				
1	2	3	4	5

SCHEMATIC DIAGRAM



Voltage	RF Continuity	Ind.
+C -1	1 ↔ 2 / 3 ↔ 4	C . 1
+C -2	2 ↔ 3 / 4 ↔ 5	C . 2