

PAGE 1/2

ISSUE 09-03-21

SERIE : SPDT ZC

PART NUMBER : **R585853410**

RF CHARACTERISTICS

Frequency range : **0 - 40 GHz**

Impedance : **50 Ohms**

Frequency (GHz)	DC - 6	6 - 12.4	12.4 - 18	18 - 26.5	26.5 - 40
VSWR max	1.30	1.40	1.50	1.70	1.90
Insertion loss max	0.30 dB	0.40 dB	0.50 dB	0.70 dB	0.80 dB
Isolation min	70 dB	60 dB	60 dB	55 dB	50 dB
Average power (*)	80 W	60 W	50 W	20 W	10 W

ELECTRICAL CHARACTERISTICS

Actuator : **LATCHING**

Nominal current ** : **160 mA**

Actuator voltage (Vcc) : **28V (24 to 30V) / POSITIVE COMMON**

Terminals : **solder pins (250°C max. / 30 sec.)**

Self cut-off time : **40 ms < CT < 120 ms**

MECHANICAL CHARACTERISTICS

Connectors : **SMA 2.9 female per MIL-C 39012**

Life : **10 million cycles**

Switching Time*** : **< 10 ms**

Construction : **Splashproof**

Weight : **< 100 g**

ENVIRONMENTAL CHARACTERISTICS

Operating temperature range : **-40°C to +85°C**

Storage temperature range : **-55°C to +85°C**

(* Average power at 25°C per RF Path)

(** At 25° C ±10%)

(*** Nominal voltage ; 25° C)



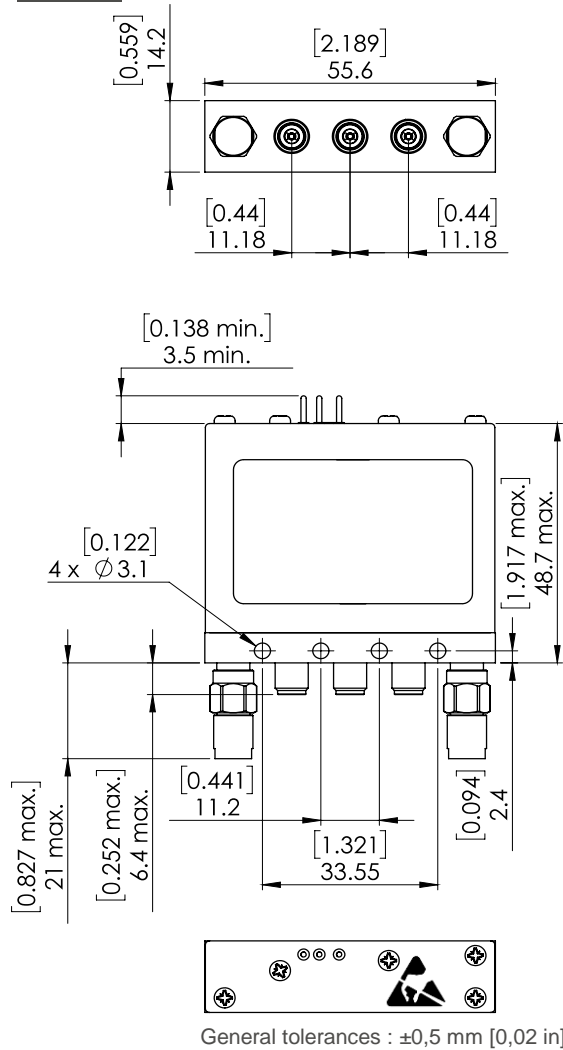
PAGE 2/2

ISSUE 09-03-21

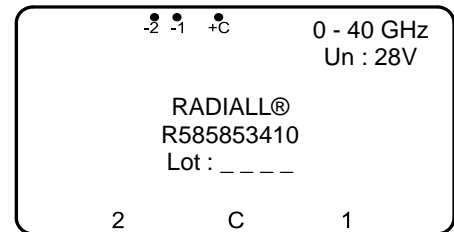
SERIE : SPDT ZC

PART NUMBER : R585853410

DRAWING



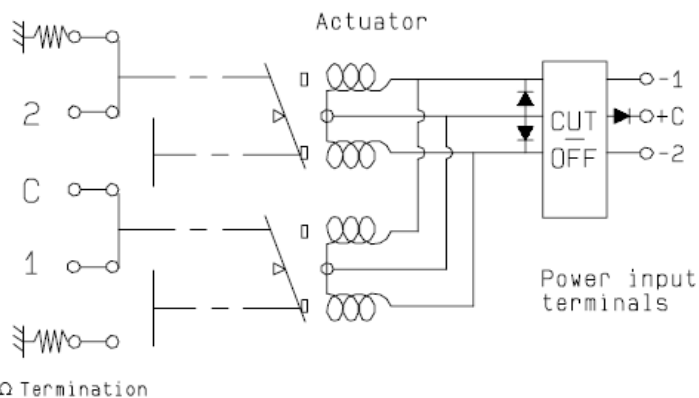
LABEL



SCHEMATIC DIAGRAM

RF input

50Ω Termination



Voltage	RF Continuity
+C -1	C↔1 / 2↔50Ω
+C -2	C↔2 / 1↔50Ω