

PAGE 1/2

ISSUE 09-03-21

SERIE : SPDT ZC

PART NUMBER : R585833440

RF CHARACTERISTICS

Frequency range : 0 - 40 GHz
Impedance : 50 Ohms

Frequency (GHz)	DC - 6	6 - 12.4	12.4 - 18	18 - 26.5	26.5 - 40
VSWR max	1.30	1.40	1.50	1.70	1.90
Insertion loss max	0.30 dB	0.40 dB	0.50 dB	0.70 dB	0.80 dB
Isolation min	70 dB	60 dB	60 dB	55 dB	50 dB
Average power (*)	80 W	60 W	50 W	20 W	10 W

ELECTRICAL CHARACTERISTICS

Actuator : LATCHING
Nominal current ** : 160 mA
Actuator voltage (Vcc) : 28V (24 to 30V) / POSITIVE COMMON
Terminals : solder pins (250°C max. / 30 sec.)

MECHANICAL CHARACTERISTICS

Connectors : SMA 2.9 female per MIL-C 39012
Life : 10 million cycles
Switching Time*** : < 10 ms
Construction : Splashproof
Weight : < 100 g

ENVIRONMENTAL CHARACTERISTICS

Operating temperature range : -40°C to +85°C
Storage temperature range : -55°C to +85°C

- (* Average power at 25°C per RF Path)
(** At 25° C ±10%)
(*** Nominal voltage ; 25° C)



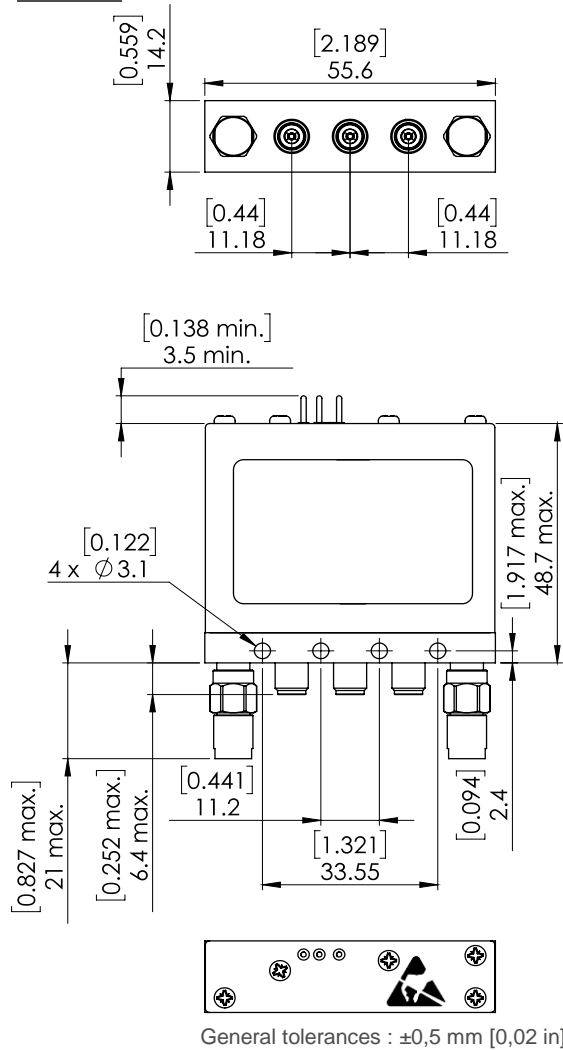
PAGE **2/2**

ISSUE **09-03-21**

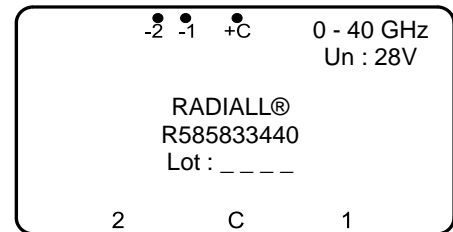
SERIE : **SPDT ZC**

PART NUMBER : **R585833440**

DRAWING



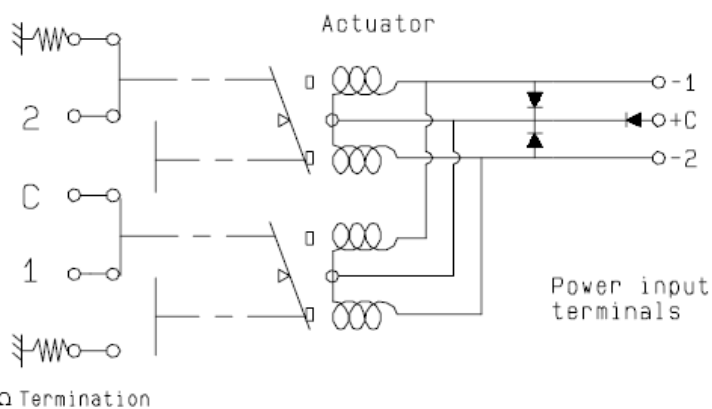
LABEL



SCHEMATIC DIAGRAM

RF input

50Ω Termination



Voltage	RF Continuity
+C -1	C↔1 / 2↔50Ω
+C -2	C↔2 / 1↔50Ω