

PAGE 1/2

ISSUE 09-03-21

SERIE : SPDT ZC

PART NUMBER : R585813430

## RF CHARACTERISTICS

Frequency range : 0 - 40 GHz  
Impedance : 50 Ohms

Frequency (GHz)	DC - 6	6 - 12.4	12.4 - 18	18 - 26.5	26.5 - 40
VSWR max	1.30	1.40	1.50	1.70	1.90
Insertion loss max	0.30 dB	0.40 dB	0.50 dB	0.70 dB	0.80 dB
Isolation min	70 dB	60 dB	60 dB	55 dB	50 dB
Average power (*)	80 W	60 W	50 W	20 W	10 W

## ELECTRICAL CHARACTERISTICS

Actuator : FAILSAFE  
Nominal current \*\* : 205 mA  
Actuator voltage (Vcc) : 28V (24 to 30V)  
Terminals : solder pins (250°C max. / 30 sec.)

## MECHANICAL CHARACTERISTICS

Connectors : SMA 2.9 female per MIL-C 39012  
Life : 10 million cycles  
Switching Time\*\*\* : < 10 ms  
Construction : Splashproof  
Weight : < 100 g

## ENVIRONMENTAL CHARACTERISTICS

Operating temperature range : -40°C to +85°C  
Storage temperature range : -55°C to +85°C

(\* Average power at 25°C per RF Path)

(\*\* At 25° C ±10%)

(\*\*\* Nominal voltage ; 25° C)



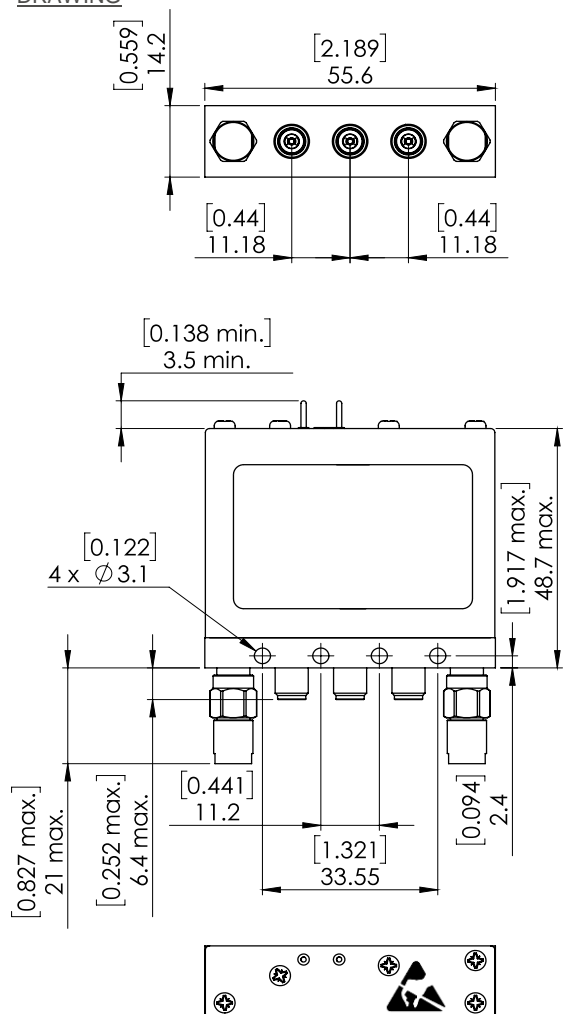
PAGE **2/2**

ISSUE **09-03-21**

SERIE : **SPDT ZC**

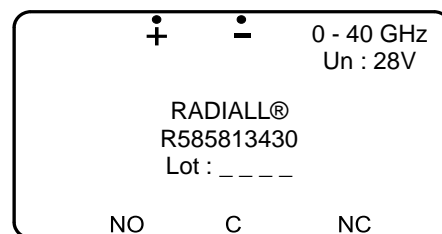
PART NUMBER : **R585813430**

DRAWING



General tolerances :  $\pm 0,5$  mm [0,02 in]

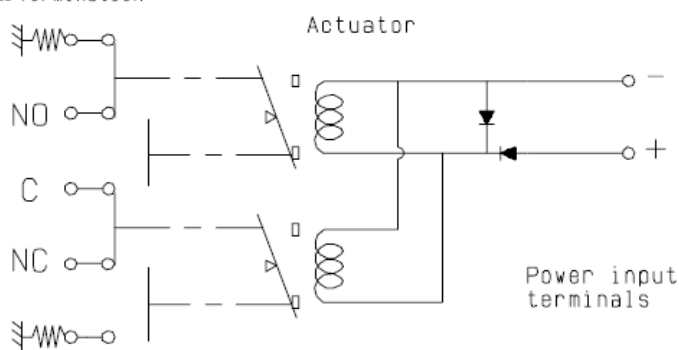
**LABEL**



SCHEMATIC DIAGRAM

RF input

50 $\Omega$  Termination



50 $\Omega$  Termination

Position : de-energized

Position	RF Continuity
De-energized	C $\leftrightarrow$ NC / NO $\leftrightarrow$ 50 $\Omega$
energized	C $\leftrightarrow$ NO / NC $\leftrightarrow$ 50 $\Omega$