

PAGE 1/2

ISSUE 09-03-21

SERIE : SPDT ZC

PART NUMBER : R585812400

RF CHARACTERISTICS

Frequency range : 0 - 40 GHz
Impedance : 50 Ohms

| Frequency (GHz) | DC - 6 | 6 - 12.4 | 12.4 - 18 | 18 - 26.5 | 26.5 - 40 |
|--------------------|---------|----------|-----------|-----------|-----------|
| VSWR max | 1.30 | 1.40 | 1.50 | 1.70 | 1.90 |
| Insertion loss max | 0.30 dB | 0.40 dB | 0.50 dB | 0.70 dB | 0.80 dB |
| Isolation min | 70 dB | 60 dB | 60 dB | 55 dB | 50 dB |
| Average power (*) | 80 W | 60 W | 50 W | 20 W | 10 W |

ELECTRICAL CHARACTERISTICS

Actuator : FAILSAFE
Nominal current ** : 500 mA
Actuator voltage (Vcc) : 12V (10.2 to 13V)
Terminals : solder pins (250°C max. / 30 sec.)

MECHANICAL CHARACTERISTICS

Connectors : SMA 2.9 female per MIL-C 39012
Life : 10 million cycles
Switching Time*** : < 10 ms
Construction : Splashproof
Weight : < 100 g

ENVIRONMENTAL CHARACTERISTICS

Operating temperature range : -40°C to +85°C
Storage temperature range : -55°C to +85°C

- (* Average power at 25°C per RF Path)
(** At 25° C ±10%)
(*** Nominal voltage ; 25° C)



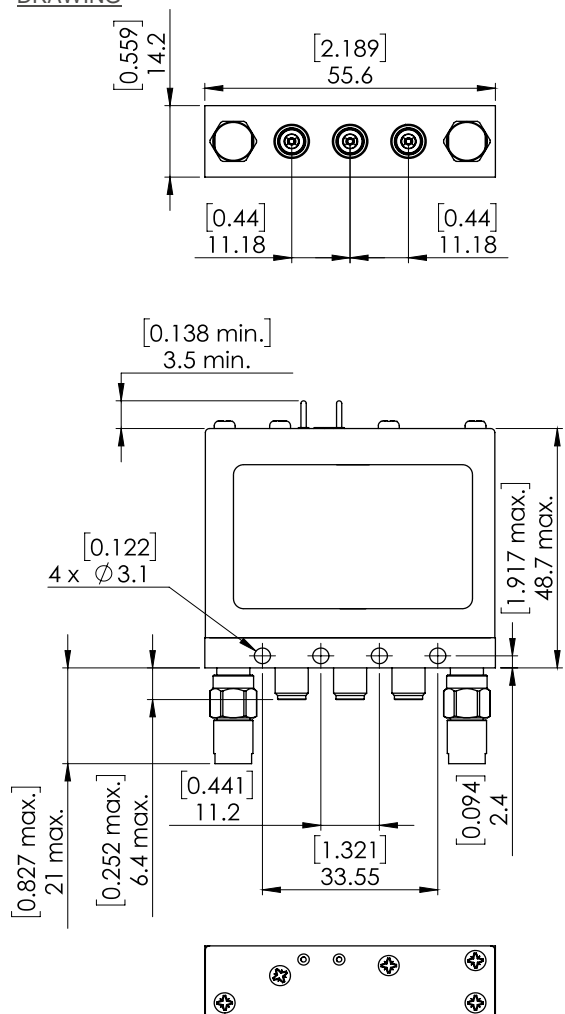
PAGE **2/2**

ISSUE **09-03-21**

SERIE : **SPDT ZC**

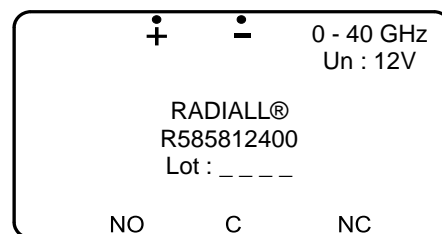
PART NUMBER : **R585812400**

DRAWING



General tolerances : $\pm 0,5$ mm [0,02 in]

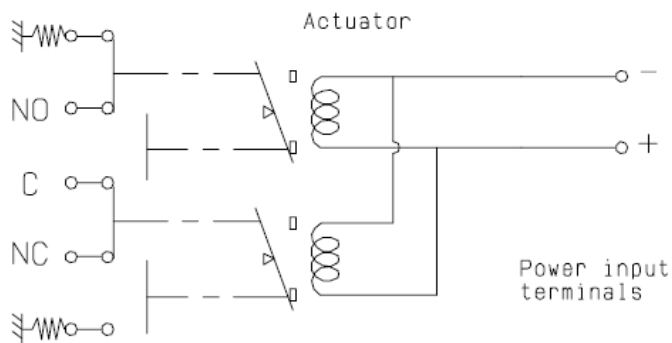
LABEL



SCHEMATIC DIAGRAM

RF input

50 Ω Termination



50 Ω Termination

Position : de-energized

| Position | RF Continuity |
|--------------|---|
| De-energized | C \leftrightarrow NC / NO \leftrightarrow 50 Ω |
| energized | C \leftrightarrow NO / NC \leftrightarrow 50 Ω |