

PAGE 1/2

ISSUE 09-03-21

SERIE : SPDT ZC

PART NUMBER : R585472440

RF CHARACTERISTICS

Frequency range : 0 - 18 GHz
Impedance : 50 Ohms

Frequency (GHz)	DC - 3	3 - 8	8 - 12.4	12.4 - 18
VSWR max	1.20	1.30	1.40	1.50
Insertion loss max	0.20 dB	0.30 dB	0.40 dB	0.50 dB
Isolation min	80 dB	70 dB	60 dB	60 dB
Average power (*)	240 W	150 W	120 W	100 W

ELECTRICAL CHARACTERISTICS

Actuator : NORMALLY OPEN
Nominal current ** : 250 mA
Actuator voltage (Vcc) : 12V (10.2 to 13V) / POSITIVE COMMON
Terminals : solder pins (250°C max. / 30 sec.)

MECHANICAL CHARACTERISTICS

Connectors : SMA female per MIL-C 39012
Life : 2 million cycles
Switching Time*** : < 10 ms
Construction : Splashproof
Weight : < 100 g

ENVIRONMENTAL CHARACTERISTICS

Operating temperature range : -40°C to +85°C
Storage temperature range : -55°C to +85°C

- (* Average power at 25°C per RF Path)
(** At 25° C ±10%)
(*** Nominal voltage ; 25° C)



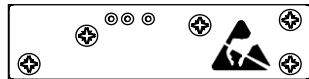
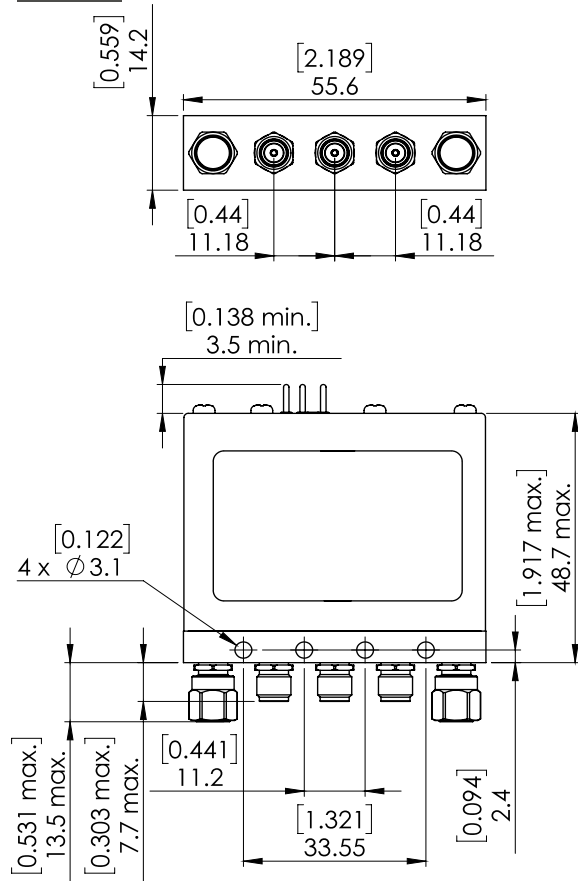
PAGE **2/2**

ISSUE **09-03-21**

SERIE : **SPDT ZC**

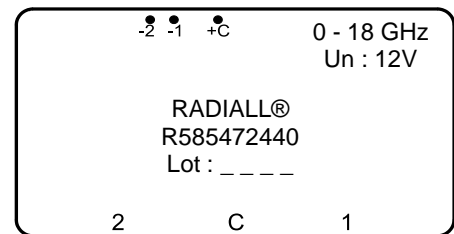
PART NUMBER : **R585472440**

DRAWING



General tolerances : $\pm 0,5$ mm [0,02 in]

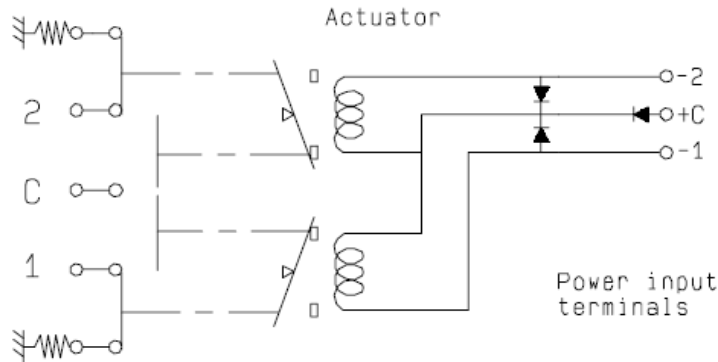
LABEL



SCHEMATIC DIAGRAM

RF input

50 Ω Termination



50 Ω Termination

Voltage	RF Continuity
+C -1	C↔1 / 2↔50 Ω
+C -2	C↔2 / 1↔50 Ω
De-energized	1↔50 Ω / 2↔50 Ω