

PAGE 1/2

ISSUE 09-03-21

SERIE : SPDT ZC

PART NUMBER : R585433500

RF CHARACTERISTICS

Frequency range : 0 - 18 GHz
Impedance : 50 Ohms

Frequency (GHz)	DC - 3	3 - 8	8 - 12.4	12.4 - 18
VSWR max	1.20	1.30	1.40	1.50
Insertion loss max	0.20 dB	0.30 dB	0.40 dB	0.50 dB
Isolation min	80 dB	70 dB	60 dB	60 dB
Average power (*)	240 W	150 W	120 W	100 W

ELECTRICAL CHARACTERISTICS

Actuator : LATCHING
Nominal current ** : 160 mA
Actuator voltage (Vcc) : 28V (24 to 30V)
Terminals : solder pins (250°C max. / 30 sec.)
TTL inputs (E) - High level : 2.2 to 5.5 V / 800µA at 5.5 V
- Low level : 0 to 0.8 V / 20µA at 0.8 V

MECHANICAL CHARACTERISTICS

Connectors : SMA female per MIL-C 39012
Life : 10 million cycles
Switching Time*** : < 10 ms
Construction : Splashproof
Weight : < 100 g

ENVIRONMENTAL CHARACTERISTICS

Operating temperature range : -40°C to +85°C
Storage temperature range : -55°C to +85°C

(* Average power at 25°C per RF Path)
(** At 25° C ±10%)
(*** Nominal voltage ; 25° C)



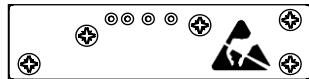
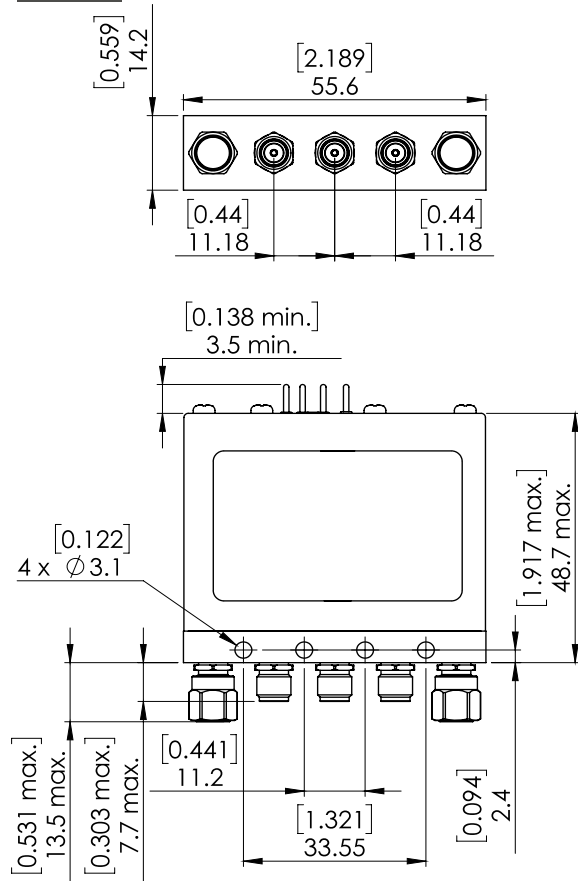
PAGE **2/2**

ISSUE **09-03-21**

SERIE : **SPDT ZC**

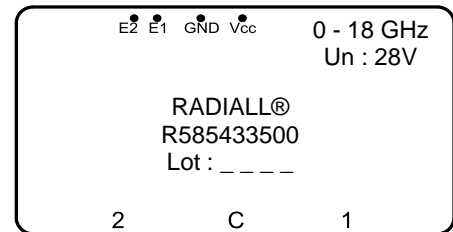
PART NUMBER : **R585433500**

DRAWING



General tolerances : $\pm 0,5$ mm [0,02 in]

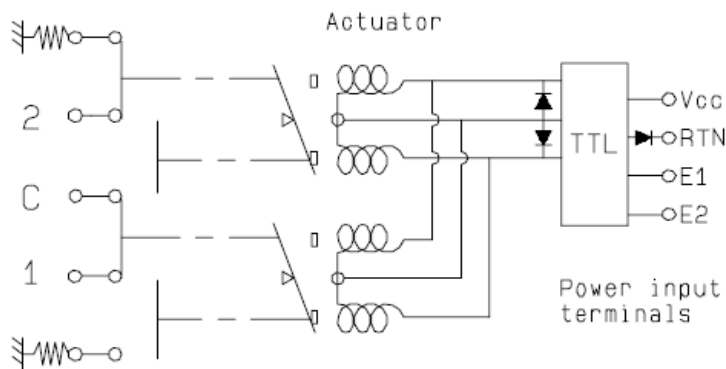
LABEL



SCHEMATIC DIAGRAM

RF input

50 Ω Termination



50 Ω Termination

TTL input	RF Continuity
E1=1 / E2=0	C \leftrightarrow 1 / 2 \leftrightarrow 50 Ω
E1=0 / E2=1	C \leftrightarrow 2 / 1 \leftrightarrow 50 Ω
E1=0 / E2=0	Memory
E1=1 / E2=1	Forbidden