

PAGE 1/2

ISSUE 26-07-21

SERIE : BYPASS

PART NUMBER : R585413700

## RF CHARACTERISTICS

Frequency range : 0 - 18 GHz

Impedance : 50 Ohms

Frequency (GHz)	DC - 3	3 - 8	8 - 12.4	12.4 - 18
VSWR max	1.20	1.30	1.40	1.50
Insertion loss max	0.20 dB	0.30 dB	0.40 dB	0.50 dB
Isolation min	80 dB	70 dB	60 dB	60 dB
Average power (*)	240 W	150 W	120 W	100 W

## ELECTRICAL CHARACTERISTICS

Actuator : FAILSAFE

Nominal current \*\* : 205 mA

Actuator voltage (Vcc) : 28V (24 to 30V)

Terminals : solder pins (250°C max. / 30 sec.)

TTL inputs (E) - High level : 2.2 to 5.5 V / 800µA at 5.5 V

- Low level : 0 to 0.8 V / 20µA at 0.8 V

## MECHANICAL CHARACTERISTICS

Connectors : SMA female per MIL-C 39012

Life : 10 million cycles

Switching Time\*\*\* : &lt; 10 ms

Construction : Splashproof

Weight : &lt; 100 g

## ENVIRONMENTAL CHARACTERISTICS

Operating temperature range : -40°C to +85°C

Storage temperature range : -55°C to +85°C

(\*) Average power at 25°C per RF Path)

(\*\* At 25° C ±10%)

(\*\*\*) Nominal voltage ; 25° C)



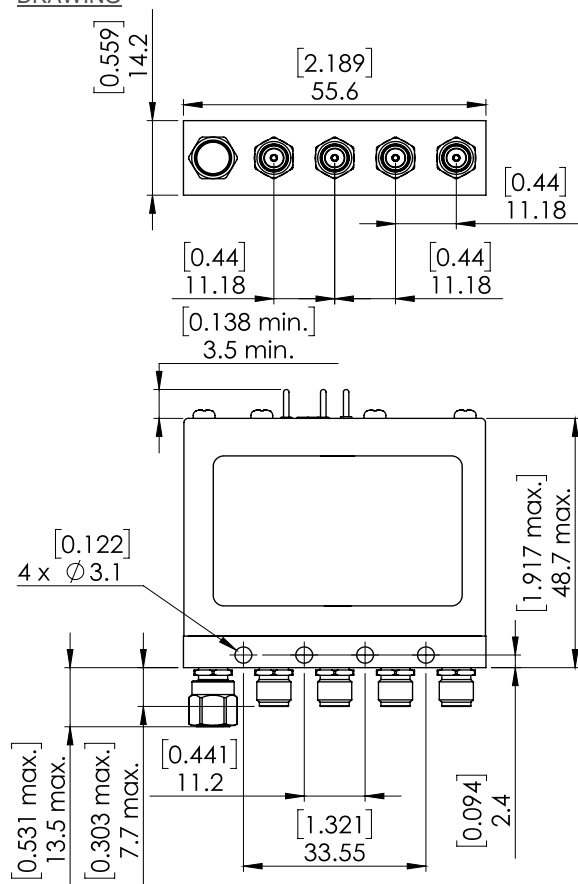
PAGE 2/2

ISSUE 26-07-21

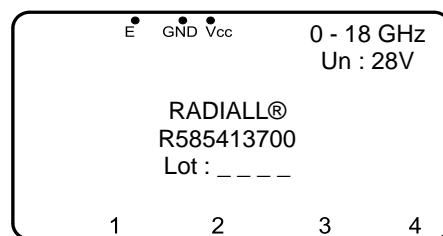
SERIE : BYPASS

PART NUMBER : R585413700

## DRAWING

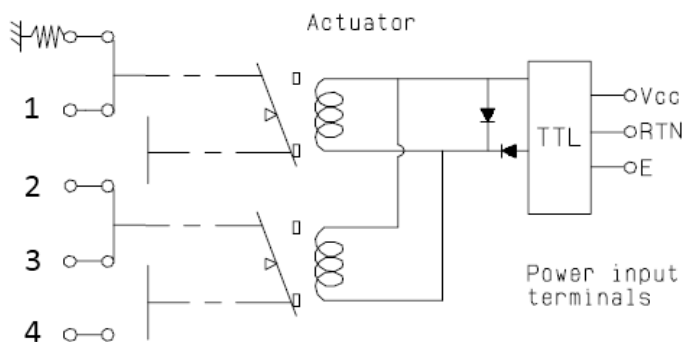

General tolerances :  $\pm 0,5$  mm [0,02 in]

## LABEL



## SCHEMATIC DIAGRAM

RF input

50 $\Omega$  Termination


Position : de-energized

TTL input	RF Continuity
E = 0	50 $\Omega$ ↔1 / 2↔3
E = 1	1↔2 / 3↔4