

PAGE **1/2**

ISSUE **09-03-21**

SERIE : **DP3T**

PART NUMBER : **R585373000**

## RF CHARACTERISTICS

Frequency range : **0 - 3 GHz**  
Impedance : **50 Ohms**

Frequency (GHz)	<b>DC - 3</b>
VSWR max	<b>1.20</b>
Insertion loss max	<b>0.20 dB</b>
Isolation min	<b>80 dB</b>
Average power (*)	<b>240 W</b>

## ELECTRICAL CHARACTERISTICS

Actuator : **NORMALLY OPEN**  
Nominal current \*\* : **102 mA**  
Actuator voltage (Vcc) : **28V (24 to 30V) / NEGATIVE COMMON**  
Terminals : **solder pins (250°C max. / 30 sec.)**

## MECHANICAL CHARACTERISTICS

Connectors : **SMA female per MIL-C 39012**  
Life : **2 million cycles**  
Switching Time\*\*\* : **< 10 ms**  
Construction : **Splashproof**  
Weight : **< 100 g**

## ENVIRONMENTAL CHARACTERISTICS

Operating temperature range : **-40°C to +85°C**  
Storage temperature range : **-55°C to +85°C**

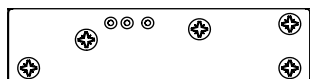
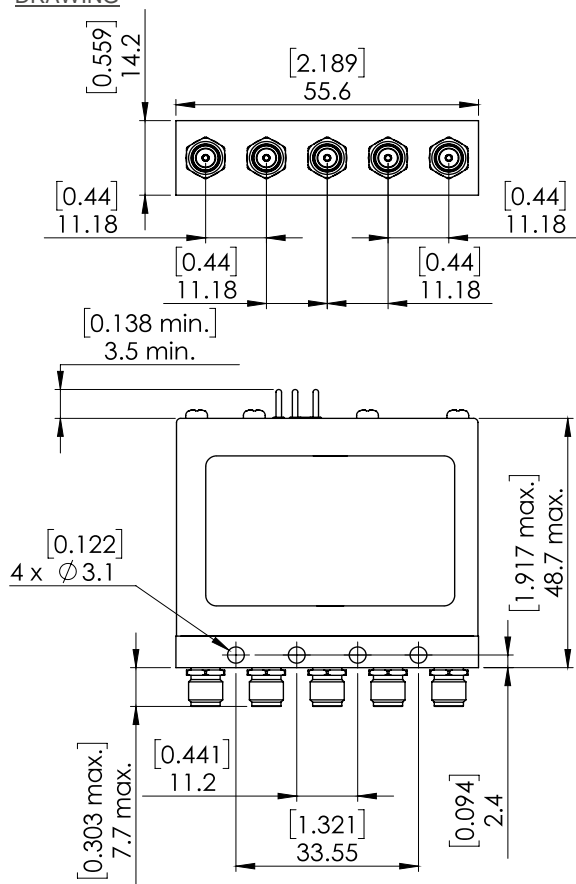
(\* Average power at 25°C per RF Path)

(\*\* At 25° C ±10%)

(\*\*\* Nominal voltage ; 25° C)

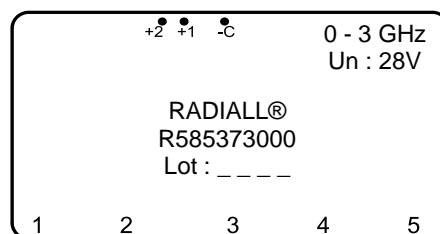


DRAWING



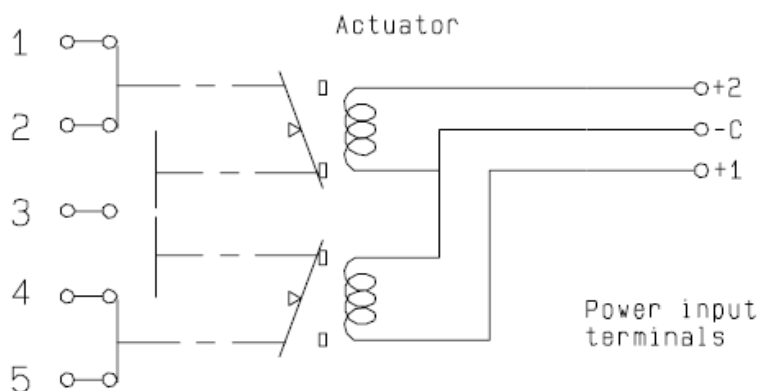
General tolerances :  $\pm 0,5$  mm [0,02 in]

**LABEL**



### SCHEMATIC DIAGRAM

RF input



Voltage	RF Continuity
-C +1	1 ↔ 2 / 3 ↔ 4
-C +2	2 ↔ 3 / 4 ↔ 5
De-energized	1 ↔ 2 / 4 ↔ 5