

PAGE **1/2**

ISSUE **22-03-22**

SERIE : **SPDT ZC**

PART NUMBER : **R585362200**

## RF CHARACTERISTICS

Frequency range : **0 - 3 GHz**  
Impedance : **50 Ohms**

Frequency (GHz)	<b>DC - 3</b>
VSWR max	<b>1.20</b>
Insertion loss max	<b>0.20 dB</b>
Isolation min	<b>80 dB</b>
Average power (*)	<b>240 W</b>

## ELECTRICAL CHARACTERISTICS

Actuator : **LATCHING**  
Nominal current \*\* : **420 mA**  
Actuator voltage (Vcc) : **12V (10.2 to 13V) / NEGATIVE COMMON**  
Terminals : **solder pins (250°C max. / 30 sec.)**  
Indicator rating : **1 W / 30 V / 100 mA**  
Self cut-off time : **40 ms < CT < 120 ms**

## MECHANICAL CHARACTERISTICS

Connectors : **SMA female per MIL-C 39012**  
Life : **2 million cycles**  
Switching Time\*\*\* : **< 10 ms**  
Construction : **Splashproof**  
Weight : **< 100 g**

## ENVIRONMENTAL CHARACTERISTICS

Operating temperature range : **-40°C to +85°C**  
Storage temperature range : **-55°C to +85°C**

(\* Average power at 25°C per RF Path)

(\*\* At 25° C ±10%)

(\*\*\* Nominal voltage ; 25° C)



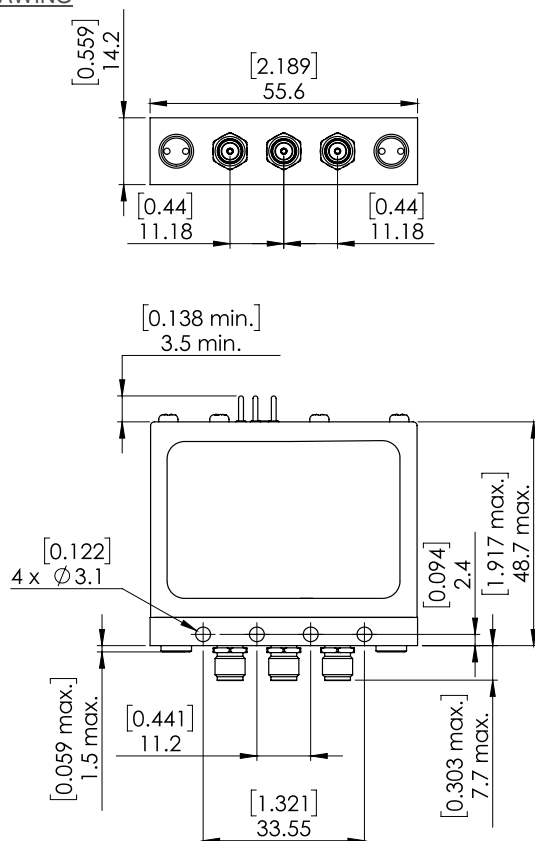
PAGE **2/2**

ISSUE **22-03-22**

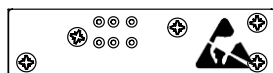
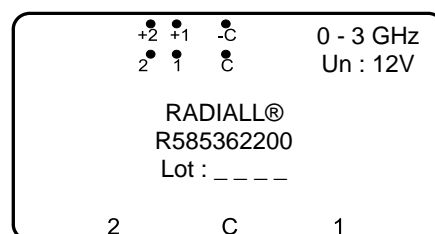
SERIE : **SPDT ZC**

PART NUMBER : **R585362200**

DRAWING

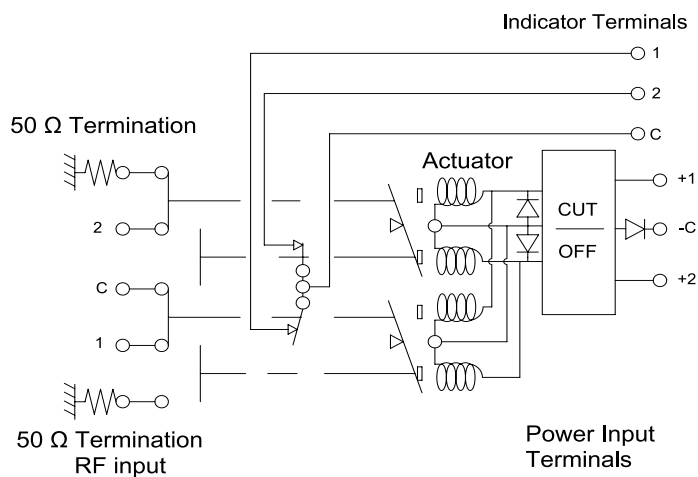


**LABEL**



General tolerances : ±0,5 mm [0,02 in]

SCHEMATIC DIAGRAM



Voltage	RF Continuity	Ind.
-C +1	C↔1 / 2↔50Ω	C . 1
-C +2	C↔2 / 1↔50Ω	C . 2