

PAGE **1/2**

ISSUE **09-03-21**

SERIE : **DP3T**

PART NUMBER : **R585362100**

RF CHARACTERISTICS

Frequency range : **0 - 3 GHz**
Impedance : **50 Ohms**

Frequency (GHz)	DC - 3
VSWR max	1.20
Insertion loss max	0.20 dB
Isolation min	80 dB
Average power (*)	240 W

ELECTRICAL CHARACTERISTICS

Actuator : **LATCHING**
Nominal current ** : **420 mA**
Actuator voltage (Vcc) : **12V (10.2 to 13V)**
Terminals : **solder pins (250°C max. / 30 sec.)**
Indicator rating : **1 W / 30 V / 100 mA**
Self cut-off time : **40 ms < CT < 120 ms**
TTL inputs (E) - High level : **2.2 to 5.5 V / 800µA at 5.5 V**
- Low level : **0 to 0.8 V / 20µA at 0.8 V**

MECHANICAL CHARACTERISTICS

Connectors : **SMA female per MIL-C 39012**
Life : **10 million cycles**
Switching Time*** : **< 10 ms**
Construction : **Splashproof**
Weight : **< 100 g**

ENVIRONMENTAL CHARACTERISTICS

Operating temperature range : **-40°C to +85°C**
Storage temperature range : **-55°C to +85°C**

(* Average power at 25°C per RF Path)

(** At 25° C ±10%)

(*** Nominal voltage ; 25° C)



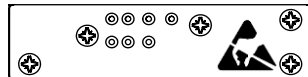
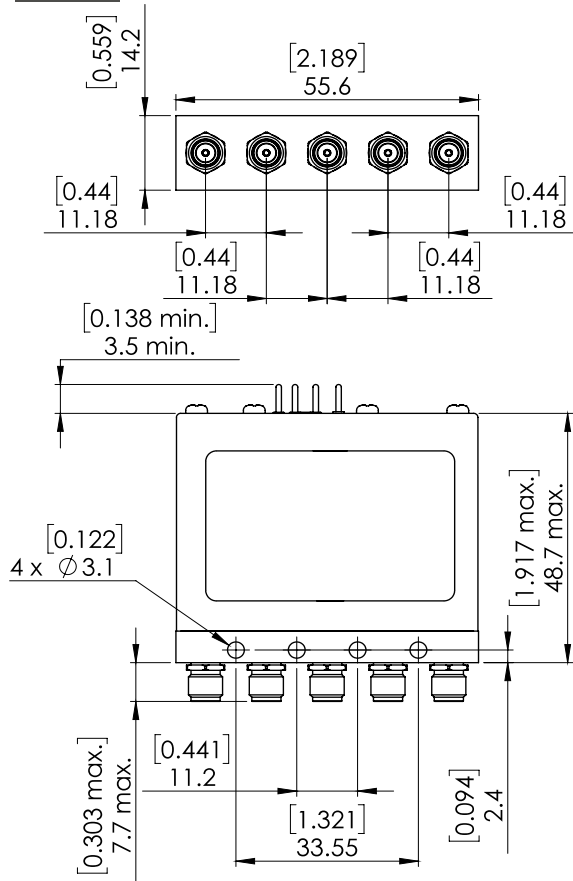
PAGE **2/2**

ISSUE **09-03-21**

SERIE : **DP3T**

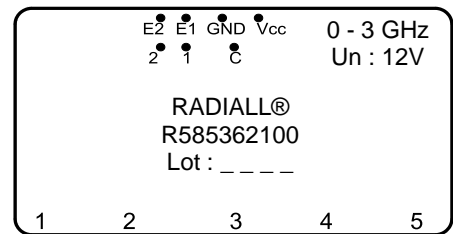
PART NUMBER : **R585362100**

DRAWING

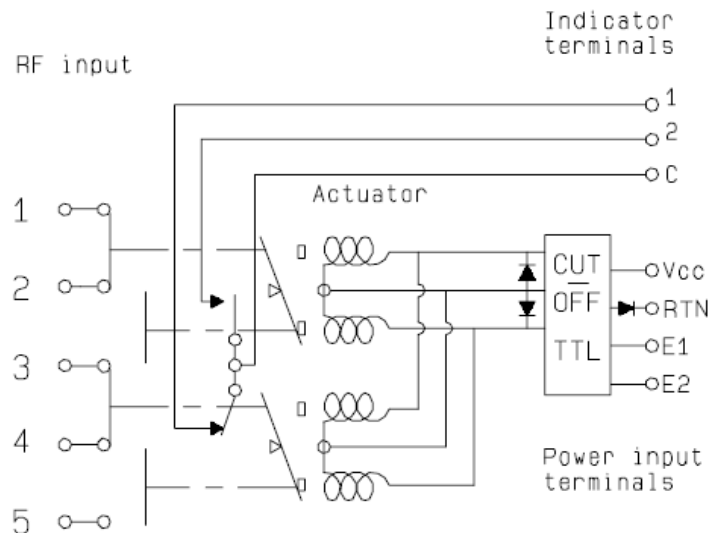


General tolerances : $\pm 0,5$ mm [0,02 in]

LABEL



SCHEMATIC DIAGRAM



TTL input	RF Continuity	Ind.
E1=1 / E2=0	1 ↔ 2 / 3 ↔ 4	C . 1
E1=0 / E2=1	2 ↔ 3 / 4 ↔ 5	C . 2
E1=0 / E2=0	Memory	-
E1=1 / E2=1	Forbidden	-