

PAGE **1/2**

ISSUE **09-03-21**

SERIE : **SPDT ZC**

PART NUMBER : **R585333210**

## RF CHARACTERISTICS

Frequency range : **0 - 3 GHz**  
Impedance : **50 Ohms**

| Frequency (GHz)    | <b>DC - 3</b>  |
|--------------------|----------------|
| VSWR max           | <b>1.20</b>    |
| Insertion loss max | <b>0.20 dB</b> |
| Isolation min      | <b>80 dB</b>   |
| Average power (*)  | <b>240 W</b>   |

## ELECTRICAL CHARACTERISTICS

Actuator : **LATCHING**  
Nominal current \*\* : **160 mA**  
Actuator voltage (Vcc) : **28V (24 to 30V) / POSITIVE COMMON**  
Terminals : **solder pins (250°C max. / 30 sec.)**

## MECHANICAL CHARACTERISTICS

Connectors : **SMA female per MIL-C 39012**  
Life : **2 million cycles**  
Switching Time\*\*\* : **< 10 ms**  
Construction : **Splashproof**  
Weight : **< 100 g**

## ENVIRONMENTAL CHARACTERISTICS

Operating temperature range : **-40°C to +85°C**  
Storage temperature range : **-55°C to +85°C**

(\* Average power at 25°C per RF Path)

(\*\* At 25° C ±10%)

(\*\*\* Nominal voltage ; 25° C)



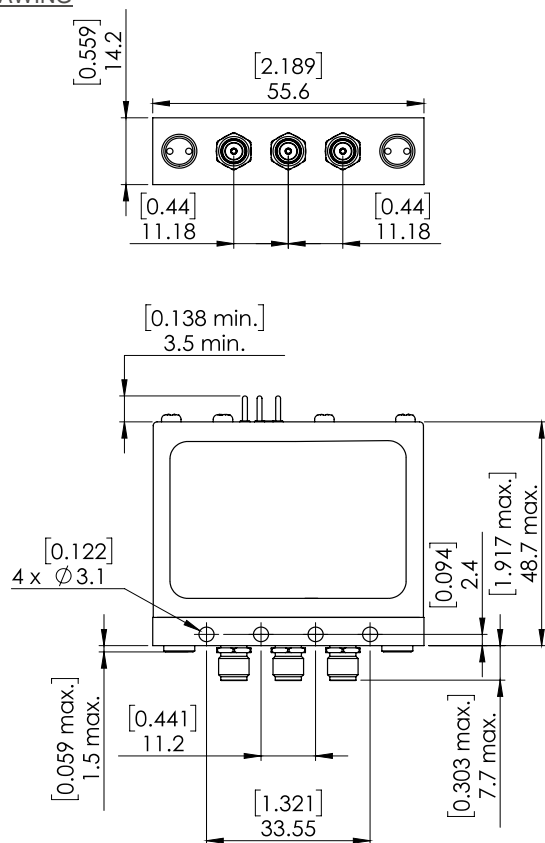
PAGE **2/2**

ISSUE **09-03-21**

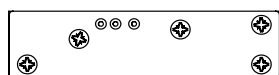
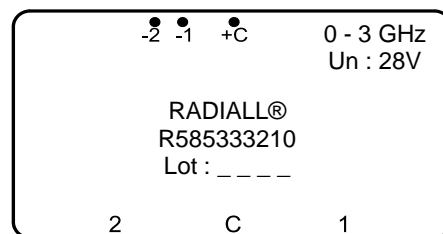
SERIE : **SPDT ZC**

PART NUMBER : **R585333210**

DRAWING



**LABEL**

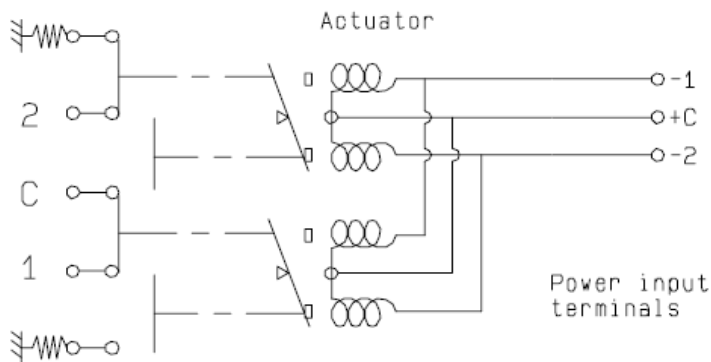


General tolerances :  $\pm 0,5$  mm [0,02 in]

SCHEMATIC DIAGRAM

RF input

50 $\Omega$  Termination



| Voltage | RF Continuity       |
|---------|---------------------|
| +C -1   | C↔1 / 2↔50 $\Omega$ |
| +C -2   | C↔2 / 1↔50 $\Omega$ |