

PAGE 1/2

ISSUE 09-03-21

SERIE : SPDT ZC

PART NUMBER : R585332300

## RF CHARACTERISTICS

Frequency range : 0 - 3 GHz  
Impedance : 50 Ohms

Frequency (GHz)	DC - 3
VSWR max	1.20
Insertion loss max	0.20 dB
Isolation min	80 dB
Average power (*)	240 W

## ELECTRICAL CHARACTERISTICS

Actuator : LATCHING  
Nominal current \*\* : 420 mA  
Actuator voltage (Vcc) : 12V (10.2 to 13V)  
Terminals : solder pins (250°C max. / 30 sec.)  
TTL inputs (E) - High level : 2.2 to 5.5 V / 800µA at 5.5 V  
- Low level : 0 to 0.8 V / 20µA at 0.8 V

## MECHANICAL CHARACTERISTICS

Connectors : SMA female per MIL-C 39012  
Life : 2 million cycles  
Switching Time\*\*\* : < 10 ms  
Construction : Splashproof  
Weight : < 100 g

## ENVIRONMENTAL CHARACTERISTICS

Operating temperature range : -40°C to +85°C  
Storage temperature range : -55°C to +85°C

(\* Average power at 25°C per RF Path)  
(\*\* At 25° C ±10%)  
(\*\*\* Nominal voltage ; 25° C)



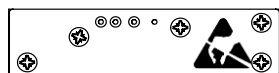
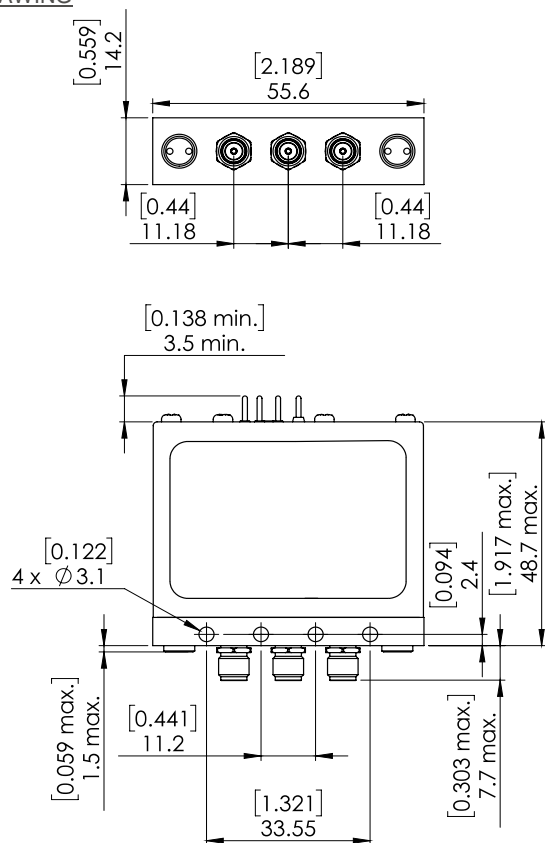
PAGE **2/2**

ISSUE **09-03-21**

SERIE : **SPDT ZC**

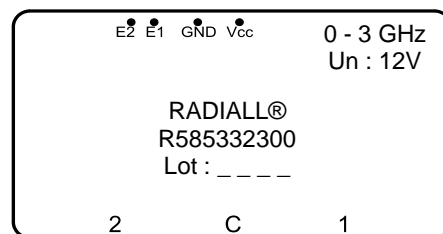
PART NUMBER : **R585332300**

DRAWING



General tolerances :  $\pm 0,5$  mm [0,02 in]

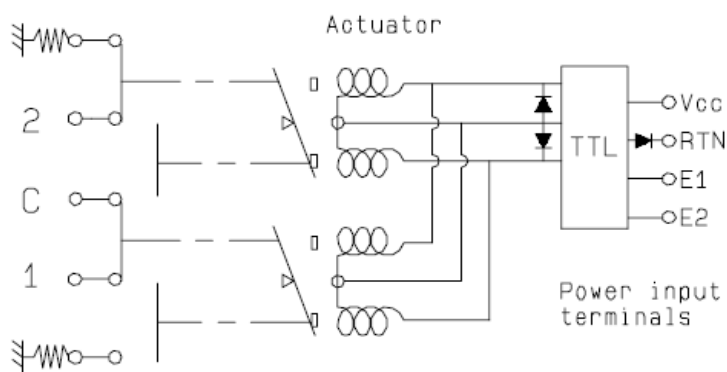
**LABEL**



SCHEMATIC DIAGRAM

RF input

50 $\Omega$  Termination



50 $\Omega$  Termination

TTL input	RF Continuity
E1=1 / E2=0	C↔1 / 2↔50 $\Omega$
E1=0 / E2=1	C↔2 / 1↔50 $\Omega$
E1=0 / E2=0	Memory
E1=1 / E2=1	Forbidden