

PAGE 1/2

ISSUE 12-09-22

SERIE : SPnT

PART NUMBER : R573V03605

RF CHARACTERISTICS

Number of ways : 6
Frequency range : 0 - 67 GHz
Impedance : 50 Ohms

Frequency (GHz)	DC - 6	6 - 12.4	12.4 - 18	18 - 26.5	26.5 - 40	40 - 50	50 - 65	65 - 67
VSWR max	1.30	1.40	1.50	1.70	1.90	2.20	2.20	2.20
Insertion loss max	0.30 dB	0.40 dB	0.50 dB	0.70 dB	0.90 dB	1.20 dB	1.40 dB	1.70 dB
Isolation min	70 dB	60 dB	60 dB	55 dB	50 dB	50 dB	50 dB	50 dB
Average power (*)	40 W	30 W	25 W	15 W	5 W	3 W	1 W	1 W

ELECTRICAL CHARACTERISTICS

Actuator : NORMALLY OPEN
Nominal current ** : 102 mA
Actuator voltage (Vcc) : 28V (24 to 30V) / NEGATIVE COMMON
Terminals : 25 pins D-SUB male connector

MECHANICAL CHARACTERISTICS

Connectors : 1.85mm female (Accoding to IEEE STD 287)
Life : 2 million cycles per position
Switching Time*** : < 15 ms
Construction : Splashproof
Weight : < 220 g

ENVIRONMENTAL CHARACTERISTICS

Operating temperature range : -25°C to +70°C
Storage temperature range : -40°C to +85°C

(* Average power at 25°C per RF Path)

(** At 25° C ±10%)

(*** Nominal voltage ; 25° C)



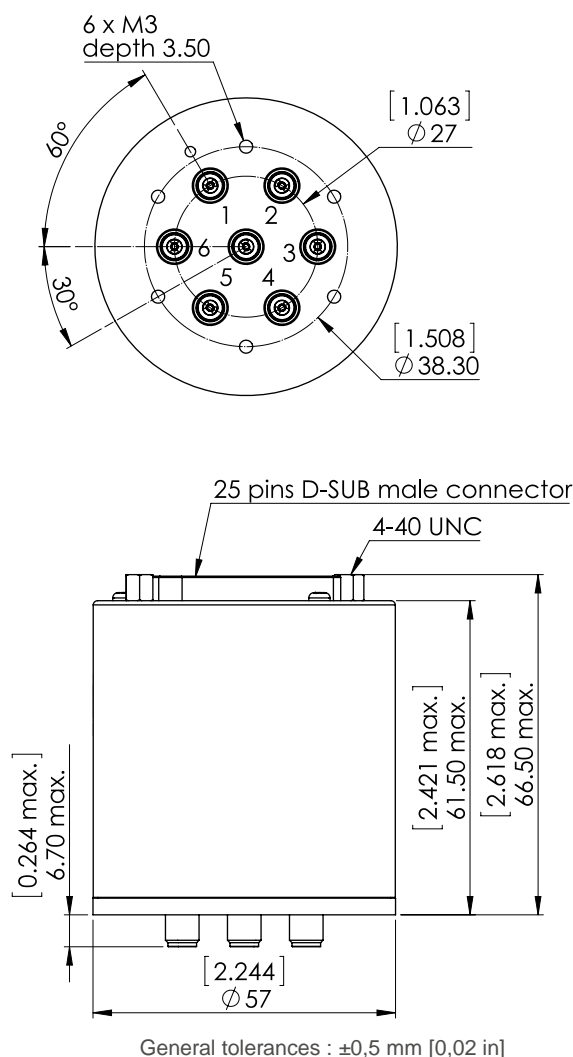
PAGE 2/2

ISSUE 12-09-22

SERIE : SPnT

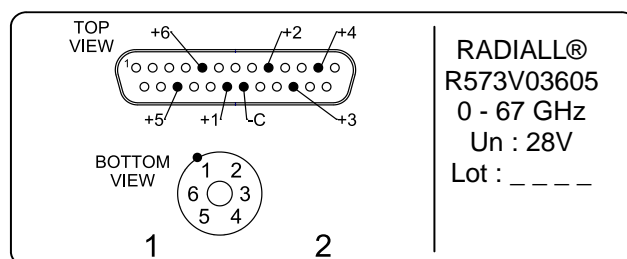
PART NUMBER : R573V03605

DRAWING

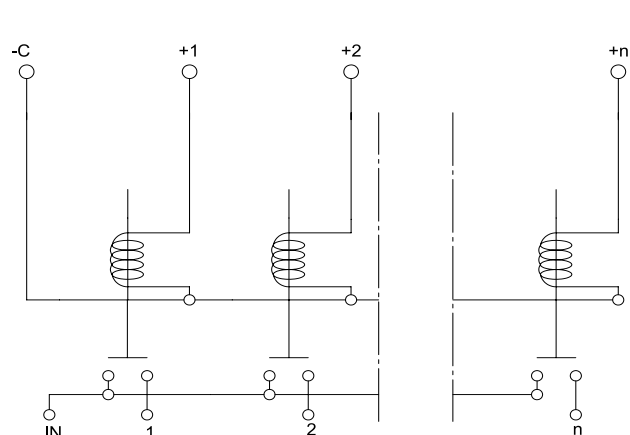


Voltage	RF Continuity
-C +1	IN ↔ 1
-C +2	IN ↔ 2
-C +3	IN ↔ 3
-C +4	IN ↔ 4
-C +5	IN ↔ 5
-C +6	IN ↔ 6

LABEL



SCHEMATIC DIAGRAM



Power Input
Terminals

Actuators

RF inputs

