

PAGE 1/2

ISSUE 10-07-19

SERIE : SPnT

PART NUMBER : R573J13640

RF CHARACTERISTICS

Number of ways : 6
Frequency range : 0 - 50 GHz
Impedance : 50 Ohms

Frequency (GHz)	DC - 6	6 - 12.4	12.4 - 18	18 - 26.5	26.5 - 40	40 - 50
VSWR max	1.30	1.40	1.50	1.70	1.90	2.20
Insertion loss max	0.20 dB	0.40 dB	0.50 dB	0.70 dB	0.90 dB	1.20 dB
Isolation min	70 dB	60 dB	60 dB	55 dB	50 dB	50 dB
Average power (*)	40 W	30 W	25 W	15 W	5 W	3 W

ELECTRICAL CHARACTERISTICS

Actuator : NORMALLY OPEN
Nominal current ** : 102 mA
Actuator voltage (Vcc) : 28V (24 to 30V) / POSITIVE COMMON
Terminals : solder pins (250°C max. / 30 sec.)
Indicator rating : 1 W / 30 V / 100 mA

MECHANICAL CHARACTERISTICS

Connectors : 2.4mm female (Accoding to IEEE STD 287)
Life : 2 million cycles per position
Switching Time*** : < 15 ms
Construction : Splashproof
Weight : < 180 g

ENVIRONMENTAL CHARACTERISTICS

Operating temperature range : -25°C to +70°C
Storage temperature range : -40°C to +85°C

(* Average power at 25°C per RF Path)

(** At 25° C ±10%)

(*** Nominal voltage ; 25° C)



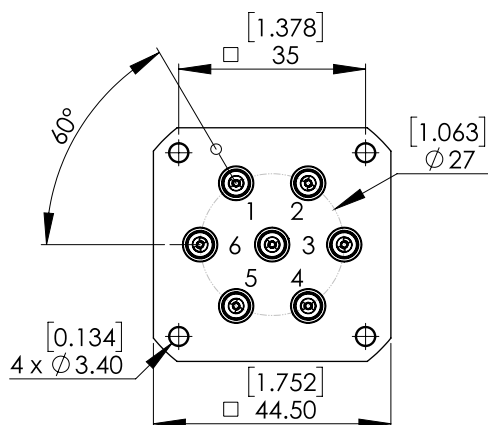
PAGE 2/2

ISSUE 10-07-19

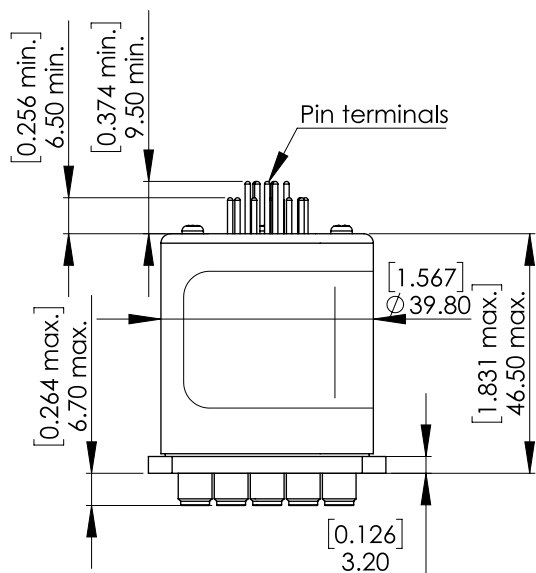
SERIE : SPnT

PART NUMBER : R573J13640

DRAWING

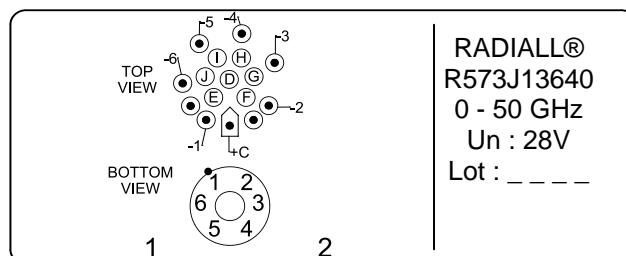


Voltage	RF Continuity	Ind.
+C -1	IN \leftrightarrow 1	D.E
+C -2	IN \leftrightarrow 2	D.F
+C -3	IN \leftrightarrow 3	D.G
+C -4	IN \leftrightarrow 4	D.H
+C -5	IN \leftrightarrow 5	D.I
+C -6	IN \leftrightarrow 6	D.J



General tolerances : $\pm 0,5$ mm [0,02 in]

LABEL



SCHEMATIC DIAGRAM

