

PAGE 1/2

ISSUE 22-03-22

SERIE : SPnT

PART NUMBER : R573882520

## RF CHARACTERISTICS

Number of ways : 5  
Frequency range : 0 - 40 GHz  
Impedance : 50 Ohms

Frequency (GHz)	DC - 6	6 - 12.4	12.4 - 18	18 - 26.5	26.5 - 40
VSWR max	1.30	1.40	1.50	1.70	2.20
Insertion loss max	0.20 dB	0.40 dB	0.50 dB	0.70 dB	1.10 dB
Isolation min	70 dB	60 dB	60 dB	55 dB	50 dB
Average power (*)	40 W	30 W	25 W	15 W	5 W

## ELECTRICAL CHARACTERISTICS

Actuator : LATCHING  
Nominal current \*\* : 960 mA  
Actuator voltage (Vcc) : 12V (10.2 to 13V)  
Terminals : solder pins (250°C max. / 30 sec.)  
Self cut-off time : 40 ms < CT < 120 ms  
TTL inputs (E) - High level : 2.2 to 5.5 V / 800µA at 5.5 V  
- Low level : 0 to 0.8 V / 20µA at 0.8 V

## MECHANICAL CHARACTERISTICS

Connectors : SMA 2.9 female per MIL-C 39012  
Life : 2 million cycles per position  
Switching Time\*\*\* : < 40 ms  
Construction : Splashproof  
Weight : < 220 g

## ENVIRONMENTAL CHARACTERISTICS

Operating temperature range : -40°C to +85°C  
Storage temperature range : -55°C to +85°C

(\* Average power at 25°C per RF Path)  
(\*\* At 25° C ±10%)  
(\*\*\* Nominal voltage ; 25° C)



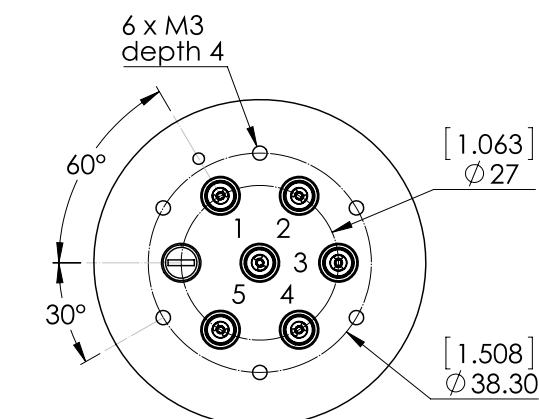
PAGE 2/2

ISSUE 22-03-22

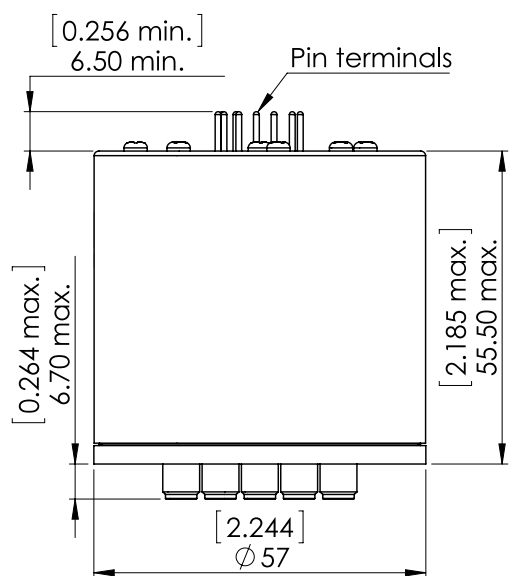
SERIE : SPnT

PART NUMBER : R573882520

# DRAWING

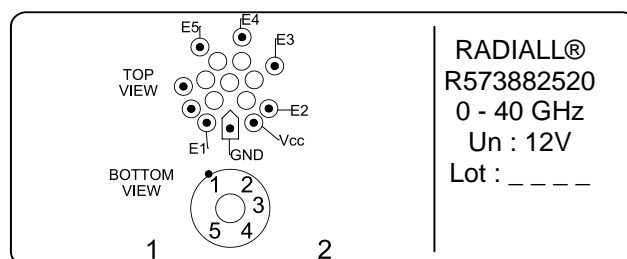


TTL input	RF Continuity
E1 = 1	IN ↔ 1
E2 = 1	IN ↔ 2
E3 = 1	IN ↔ 3
E4 = 1	IN ↔ 4
E5 = 1	IN ↔ 5



General tolerances : ±0,5 mm [0,02 in]

# LABEL



# SCHEMATIC DIAGRAM

