

PAGE 1/2

ISSUE 22-03-22

SERIE : SPnT

PART NUMBER : R573852500

RF CHARACTERISTICS

Number of ways : 5
Frequency range : 0 - 40 GHz
Impedance : 50 Ohms

Frequency (GHz)	DC - 6	6 - 12.4	12.4 - 18	18 - 26.5	26.5 - 40
VSWR max	1.30	1.40	1.50	1.70	2.20
Insertion loss max	0.20 dB	0.40 dB	0.50 dB	0.70 dB	1.10 dB
Isolation min	70 dB	60 dB	60 dB	55 dB	50 dB
Average power (*)	40 W	30 W	25 W	15 W	5 W

ELECTRICAL CHARACTERISTICS

Actuator : LATCHING
Nominal current ** : 320 mA / RESET : 1600 mA ****
Actuator voltage (Vcc) : 12V (10.2 to 13V) / NEGATIVE COMMON
Terminals : solder pins (250°C max. / 30 sec.)
Indicator rating : 1 W / 30 V / 100 mA
Self cut-off time : 40 ms < CT < 120 ms

MECHANICAL CHARACTERISTICS

Connectors : SMA 2.9 female per MIL-C 39012
Life : 2 million cycles per position
Switching Time*** : < 15 ms
Construction : Splashproof
Weight : < 220 g

ENVIRONMENTAL CHARACTERISTICS

Operating temperature range : -40°C to +85°C
Storage temperature range : -55°C to +85°C

(* Average power at 25°C per RF Path)

(** At 25° C ±10%)

(*** Nominal voltage ; 25° C)

(**** Reset : supply voltage time 1sec. max. / duty cycle 10%)



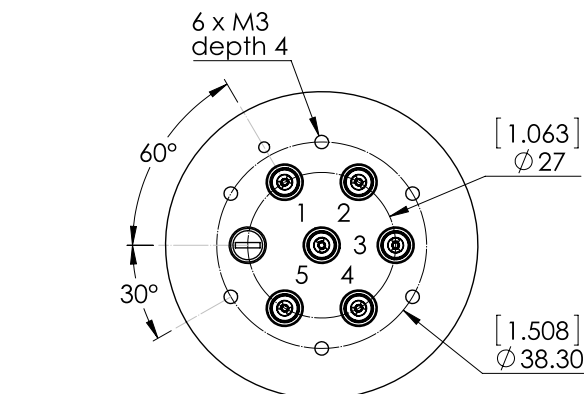
PAGE 2/2

ISSUE 22-03-22

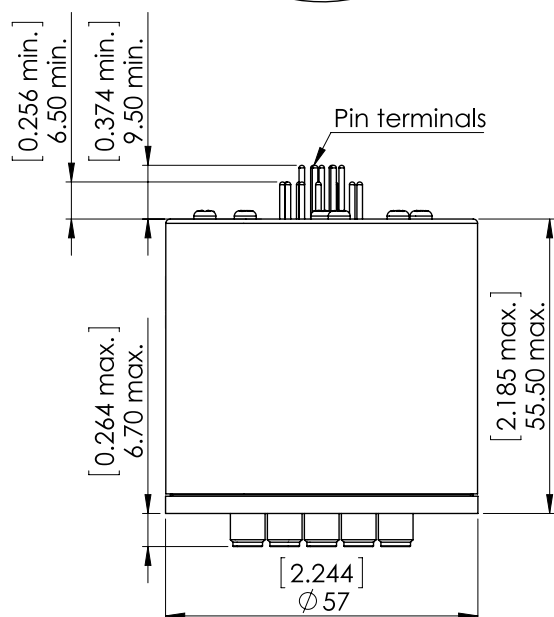
SERIE : SPnT

PART NUMBER : R573852500

DRAWING

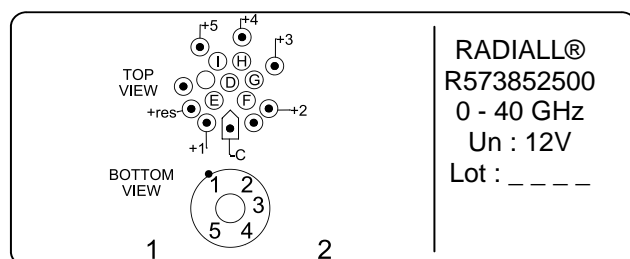


Voltage	RF Continuity	Ind.
-C +RESET	All ports open	- -
-C +1	IN ↔ 1	D.E
-C +2	IN ↔ 2	D.F
-C +3	IN ↔ 3	D.G
-C +4	IN ↔ 4	D.H
-C +5	IN ↔ 5	D.I



General tolerances : ±0,5 mm [0,02 in]

LABEL



SCHEMATIC DIAGRAM

