

PAGE **1/2**

ISSUE **09-04-19**

SERIE : **SPnT**

PART NUMBER : **R573822600**

## RF CHARACTERISTICS

Number of ways : **6**  
 Frequency range : **0 - 40 GHz**  
 Impedance : **50 Ohms**

Frequency (GHz)	DC - 6	6 - 12.4	12.4 - 18	18 - 26.5	26.5 - 40
VSWR max	<b>1.30</b>	<b>1.40</b>	<b>1.50</b>	<b>1.70</b>	<b>2.20</b>
Insertion loss max	<b>0.20 dB</b>	<b>0.40 dB</b>	<b>0.50 dB</b>	<b>0.70 dB</b>	<b>1.10 dB</b>
Isolation min	<b>70 dB</b>	<b>60 dB</b>	<b>60 dB</b>	<b>55 dB</b>	<b>50 dB</b>
Average power (*)	<b>40 W</b>	<b>30 W</b>	<b>25 W</b>	<b>15 W</b>	<b>5 W</b>

## ELECTRICAL CHARACTERISTICS

Actuator : **LATCHING**  
 Nominal current \*\* : **320 mA / RESET : 1920 mA \*\*\*\***  
 Actuator voltage (Vcc) : **12V (10.2 to 13V) / NEGATIVE COMMON**  
 Terminals : **solder pins (250°C max. / 30 sec.)**

## MECHANICAL CHARACTERISTICS

Connectors : **SMA 2.9 female per MIL-C 39012**  
 Life : **2 million cycles per position**  
 Switching Time\*\*\* : **< 15 ms**  
 Construction : **Splashproof**  
 Weight : **< 180 g**

## ENVIRONMENTAL CHARACTERISTICS

Operating temperature range : **-40°C to +85°C**  
 Storage temperature range : **-55°C to +85°C**

(\* Average power at 25°C per RF Path)

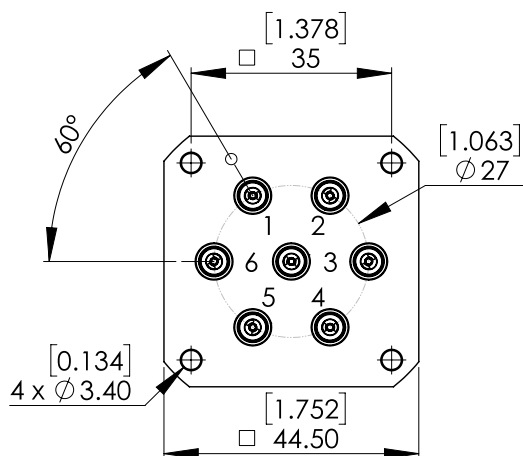
(\*\* At 25° C ±10%)

(\*\*\* Nominal voltage ; 25° C)

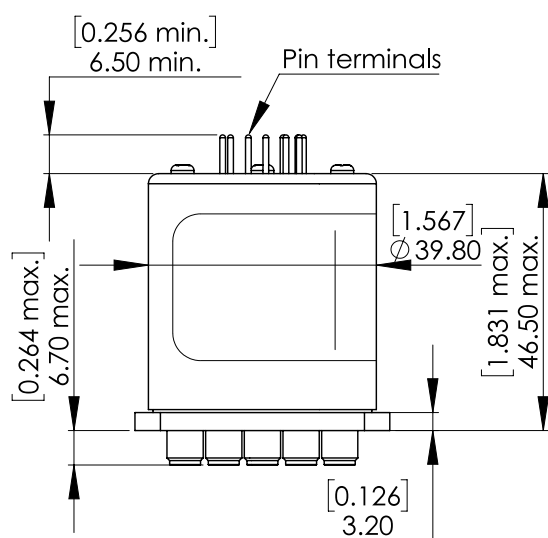
(\*\*\*\* Reset : supply voltage time 1sec. max. / duty cycle 10%)



DRAWING

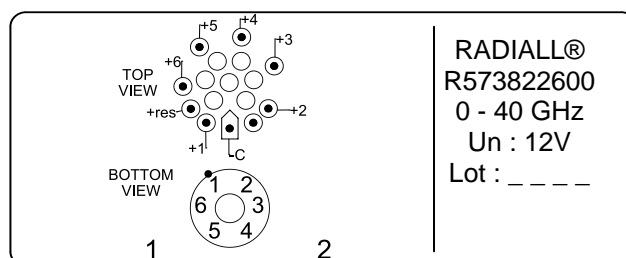


Voltage	RF Continuity
-C +RESET	All ports open
-C +1	IN ↔ 1
-C +2	IN ↔ 2
-C +3	IN ↔ 3
-C +4	IN ↔ 4
-C +5	IN ↔ 5
-C +6	IN ↔ 6



General tolerances :  $\pm 0,5$  mm [0,02 in]

**LABEL**



### SCHEMATIC DIAGRAM

