

PAGE 1/2

ISSUE 22-03-22

SERIE : SPnT

PART NUMBER : R573803630

RF CHARACTERISTICS

Number of ways : 6
Frequency range : 0 - 40 GHz
Impedance : 50 Ohms

Frequency (GHz)	DC - 6	6 - 12.4	12.4 - 18	18 - 26.5	26.5 - 40
VSWR max	1.30	1.40	1.50	1.70	2.20
Insertion loss max	0.20 dB	0.40 dB	0.50 dB	0.70 dB	1.10 dB
Isolation min	70 dB	60 dB	60 dB	55 dB	50 dB
Average power (*)	40 W	30 W	25 W	15 W	5 W

ELECTRICAL CHARACTERISTICS

Actuator : NORMALLY OPEN
Nominal current ** : 102 mA
Actuator voltage (Vcc) : 28V (24 to 30V) / NEGATIVE COMMON
Terminals : solder pins (250°C max. / 30 sec.)

MECHANICAL CHARACTERISTICS

Connectors : SMA 2.9 female per MIL-C 39012
Life : 2 million cycles per position
Switching Time*** : < 15 ms
Construction : Splashproof
Weight : < 180 g

ENVIRONMENTAL CHARACTERISTICS

Operating temperature range : -40°C to +85°C
Storage temperature range : -55°C to +85°C

(* Average power at 25°C per RF Path)

(** At 25° C ±10%)

(*** Nominal voltage ; 25° C)



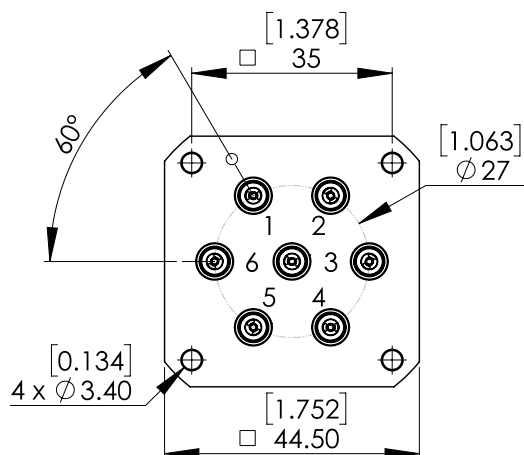
PAGE 2/2

ISSUE 22-03-22

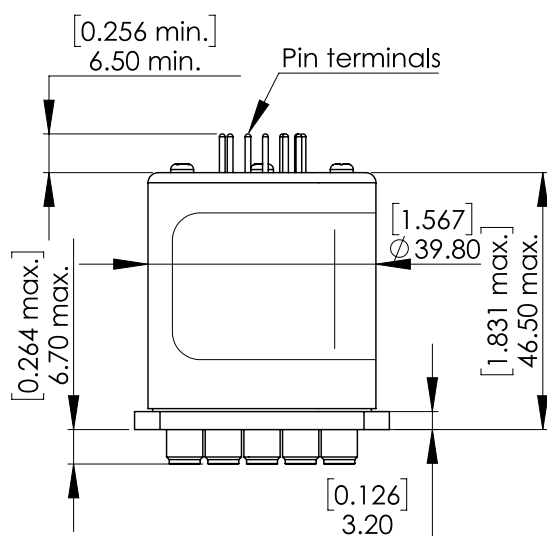
SERIE : SPnT

PART NUMBER : R573803630

DRAWING

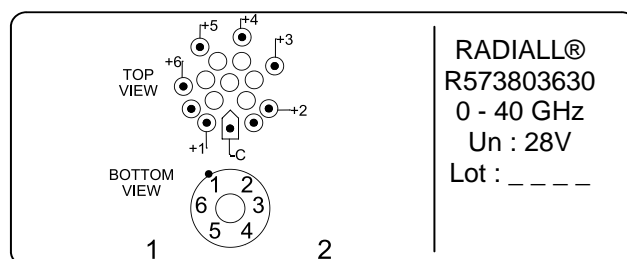


Voltage	RF Continuity
-C +1	IN ↔ 1
-C +2	IN ↔ 2
-C +3	IN ↔ 3
-C +4	IN ↔ 4
-C +5	IN ↔ 5
-C +6	IN ↔ 6



General tolerances : ±0,5 mm [0,02 in]

LABEL



SCHEMATIC DIAGRAM

