

PAGE 1/2

ISSUE 22-03-22

SERIE : SPnT

PART NUMBER : R573533310

## RF CHARACTERISTICS

Number of ways : 3  
Frequency range : 0 - 3 GHz  
Impedance : 50 Ohms

Frequency (GHz)	DC - 3
VSWR max	1.20
Insertion loss max	0.20 dB
Isolation min	80 dB
Average power (*)	400 W

## ELECTRICAL CHARACTERISTICS

Actuator : LATCHING  
Nominal current \*\* : 125 mA / RESET : 375 mA \*\*\*\*  
Actuator voltage (Vcc) : 28V (24 to 30V) / POSITIVE COMMON  
Terminals : solder pins (250°C max. / 30 sec.)  
Indicator rating : 1 W / 30 V / 100 mA

## MECHANICAL CHARACTERISTICS

Connectors : TNC female per MIL-C 39012  
Life : 2 million cycles per position  
Switching Time\*\*\* : < 15 ms  
Construction : Splashproof  
Weight : < 460 g

## ENVIRONMENTAL CHARACTERISTICS

Operating temperature range : -40°C to +85°C  
Storage temperature range : -55°C to +85°C

(\* Average power at 25°C per RF Path)

(\*\* At 25° C ±10%)

(\*\*\* Nominal voltage ; 25° C)

(\*\*\*\* Reset : supply voltage time 1sec. max. / duty cycle 10%)



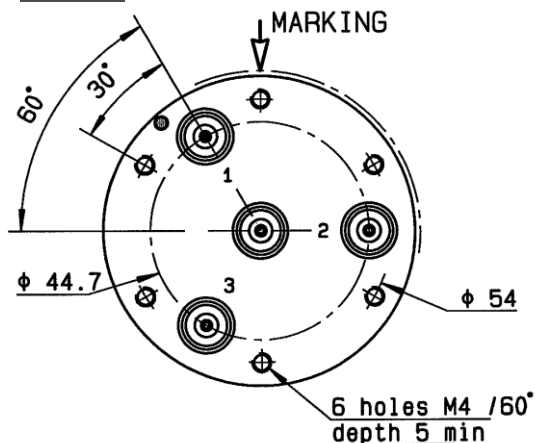
PAGE 2/2

ISSUE 22-03-22

SERIE : SPnT

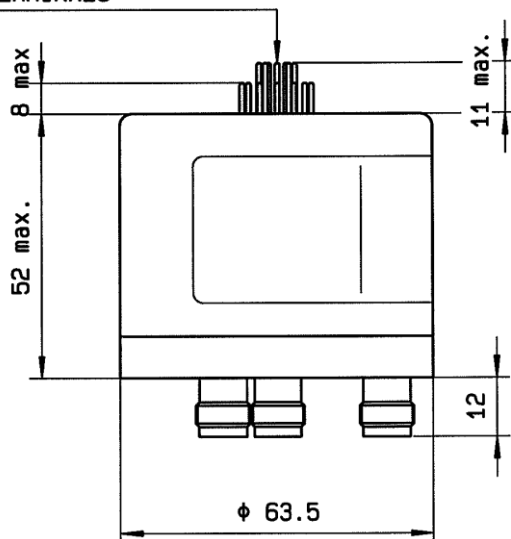
PART NUMBER : R573533310

DRAWING

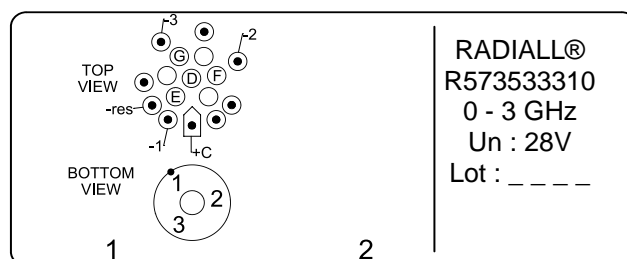


Voltage	RF Continuity	Ind.
+C -RESET	All ports open	- -
+C -1	IN ↔ 1	D.E
+C -2	IN ↔ 2	D.F
+C -3	IN ↔ 3	D.G

TERMINALS



LABEL



General tolerances : ±0,5 mm [0,02 in]

SCHEMATIC DIAGRAM

