

PAGE 1/2

ISSUE 30.01.15

SERIE : SPnT

PART NUMBER : R573403420

RF CHARACTERISTICS

Number of ways : 4
Frequency range : 0 - 18 GHz
Impedance : 50 Ohms

Frequency (GHz)	DC - 3	3 - 8	8 - 12.4	12.4 - 18
VSWR max	1.20	1.30	1.40	1.50
Insertion loss max	0.20 dB	0.30 dB	0.40 dB	0.50 dB
Isolation min	80 dB	70 dB	60 dB	60 dB
Average power (*)	240 W	150 W	120 W	100 W

ELECTRICAL CHARACTERISTICS

Actuator : NORMALLY OPEN
Nominal current ** : 102 mA
Actuator voltage (Vcc) : 28V (24 to 30V)
Terminals : solder pins (250°C max. / 30 sec.)
TTL inputs (E) - High level : 2.2 to 5.5 V / 800µA at 5.5 V
- Low level : 0 to 0.8 V / 20µA at 0.8 V

MECHANICAL CHARACTERISTICS

Connectors : SMA female per MIL-C 39012
Life : 5.000.000 cycles per position
Switching Time*** : < 15 ms
Construction : Splashproof
Weight : < 220 g

ENVIRONMENTAL CHARACTERISTICS

Operating temperature range : -40°C to +85°C
Storage temperature range : -55°C to +85°C

(* Average power at 25°C per RF Path)

(** At 25° C ±10%)

(*** Nominal voltage ; 25° C)



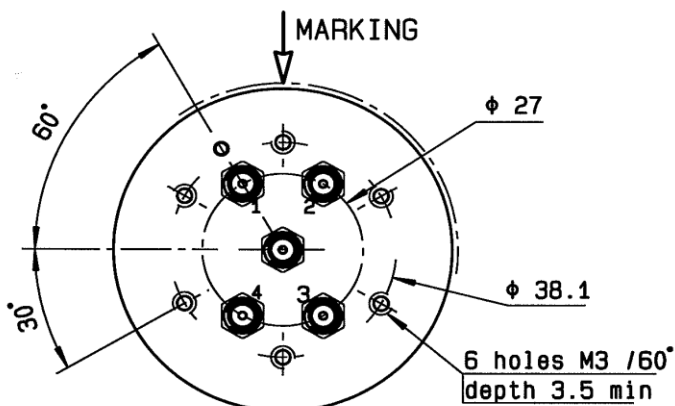
PAGE 2/2

ISSUE 30.01.15

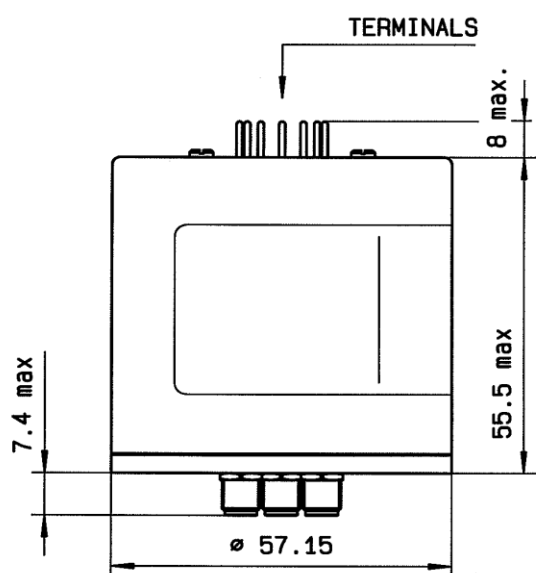
SERIE : SPnT

PART NUMBER : R573403420

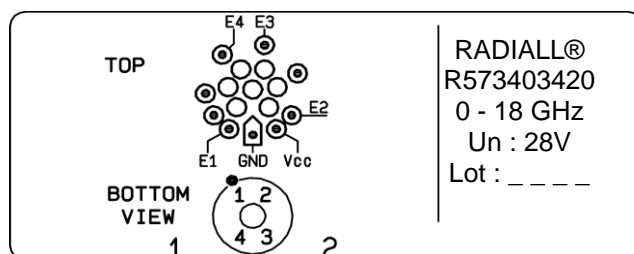
DRAWING



TTL input	RF Continuity
E1 = 1	IN ↔ 1
E2 = 1	IN ↔ 2
E3 = 1	IN ↔ 3
E4 = 1	IN ↔ 4



LABEL



General tolerances : ± 0.5 mm

SCHEMATIC DIAGRAM

