

PAGE 1/2

ISSUE 22-03-22

SERIE : SPnT

PART NUMBER : R573403215

RF CHARACTERISTICS

Number of ways : 12
Frequency range : 0 - 12.4 GHz
Impedance : 50 Ohms

Frequency (GHz)	DC - 3	3 - 8	8 - 12.4
VSWR max	1.20	1.40	1.60
Insertion loss max	0.20 dB	0.40 dB	0.60 dB
Isolation min	80 dB	70 dB	60 dB
Average power (*)	240 W	150 W	120 W

ELECTRICAL CHARACTERISTICS

Actuator : NORMALLY OPEN
Nominal current ** : 102 mA
Actuator voltage (Vcc) : 28V (24 to 30V) / POSITIVE COMMON
Terminals : 44 pins D-SUB male connector

MECHANICAL CHARACTERISTICS

Connectors : SMA female per MIL-C 39012
Life : 2 million cycles per position
Switching Time*** : < 15 ms
Construction : Splashproof
Weight : < 400 g

ENVIRONMENTAL CHARACTERISTICS

Operating temperature range : -40°C to +85°C
Storage temperature range : -55°C to +85°C

(* Average power at 25°C per RF Path)

(** At 25° C ±10%)

(*** Nominal voltage ; 25° C)



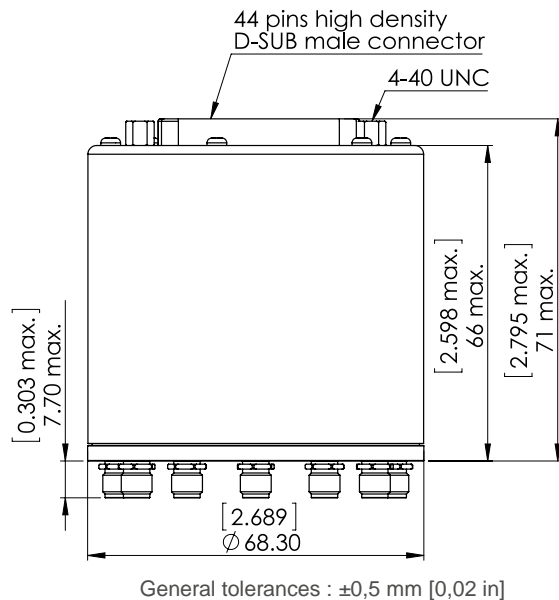
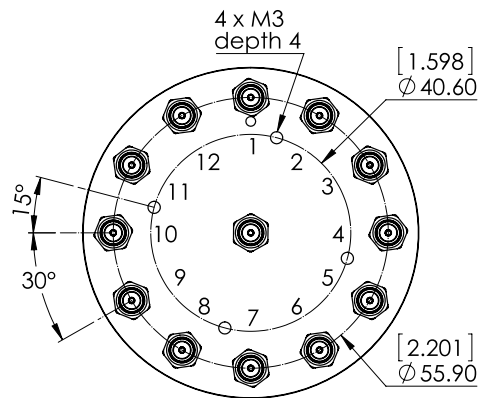
PAGE 2/2

ISSUE 22-03-22

SERIE : SPnT

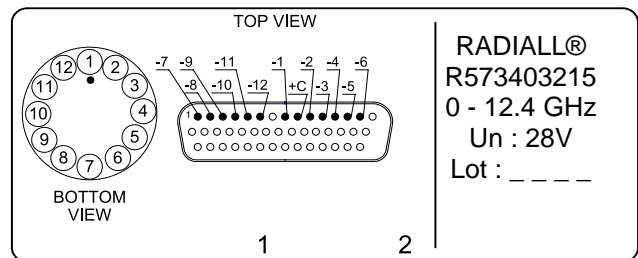
PART NUMBER : R573403215

DRAWING



Voltage	RF Continuity
+C -1	IN ↔ 1
+C -2	IN ↔ 2
+C -3	IN ↔ 3
+C -4	IN ↔ 4
+C -5	IN ↔ 5
+C -6	IN ↔ 6
+C -7	IN ↔ 7
+C -8	IN ↔ 8
+C -9	IN ↔ 9
+C -10	IN ↔ 10
+C -11	IN ↔ 11
+C -12	IN ↔ 12

LABEL



SCHEMATIC DIAGRAM

