

PAGE 1/2

ISSUE 17.12.14

SERIE : SPnT

PART NUMBER : R573402605

## RF CHARACTERISTICS

Number of ways : 6  
Frequency range : 0 - 18 GHz  
Impedance : 50 Ohms

Frequency (GHz)	DC - 3	3 - 8	8 - 12.4	12.4 - 18
VSWR max	1.20	1.30	1.40	1.50
Insertion loss max	0.20 dB	0.30 dB	0.40 dB	0.50 dB
Isolation min	80 dB	70 dB	60 dB	60 dB
Average power (*)	240 W	150 W	120 W	100 W

## ELECTRICAL CHARACTERISTICS

Actuator : NORMALLY OPEN  
Nominal current \*\* : 250 mA  
Actuator voltage (Vcc) : 12V (10.2 to 13V) / NEGATIVE COMMON  
Terminals : 25 pins D-SUB male connector

## MECHANICAL CHARACTERISTICS

Connectors : SMA female per MIL-C 39012  
Life : 5.000.000 cycles per position  
Switching Time\*\*\* : < 15 ms  
Construction : Splashproof  
Weight : < 220 g

## ENVIRONMENTAL CHARACTERISTICS

Operating temperature range : -40°C to +85°C  
Storage temperature range : -55°C to +85°C

(\* Average power at 25°C per RF Path)

(\*\* At 25° C ±10%)

(\*\*\* Nominal voltage ; 25° C)



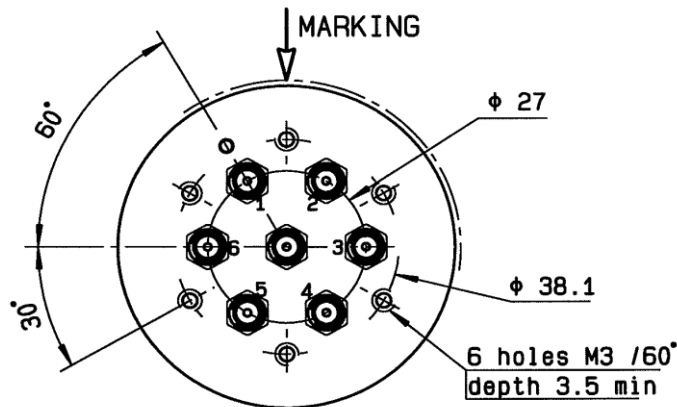
PAGE 2/2

ISSUE 17.12.14

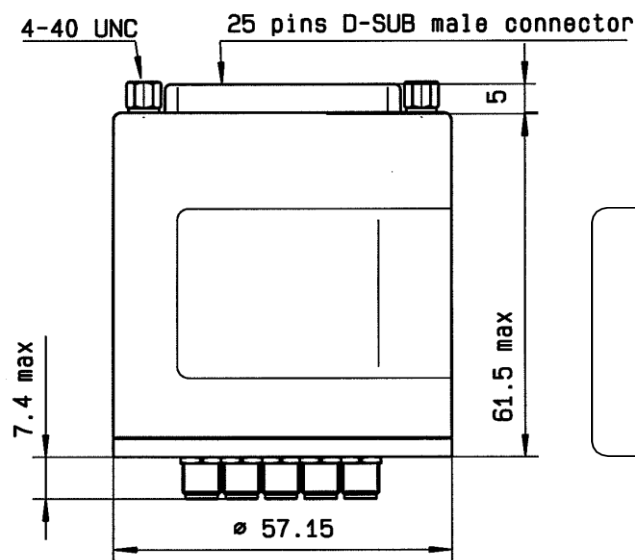
SERIE : SPnT

PART NUMBER : R573402605

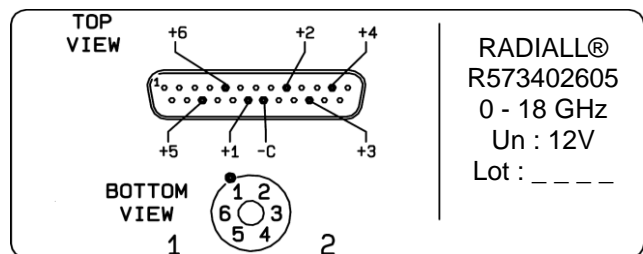
DRAWING



Voltage	RF Continuity
-C +1	IN ↔ 1
-C +2	IN ↔ 2
-C +3	IN ↔ 3
-C +4	IN ↔ 4
-C +5	IN ↔ 5
-C +6	IN ↔ 6



**LABEL**



General tolerances : ±0.5 mm

SCHEMATIC DIAGRAM

