

PAGE 1/2

ISSUE 22-03-22

SERIE : SPnT

PART NUMBER : R573392800

RF CHARACTERISTICS

Number of ways : 8
Frequency range : 0 - 3 GHz
Impedance : 50 Ohms

Frequency (GHz)	DC - 3
VSWR max	1.20
Insertion loss max	0.20 dB
Isolation min	80 dB
Average power (*)	240 W

ELECTRICAL CHARACTERISTICS

Actuator : LATCHING
Nominal current ** : 960 mA
Actuator voltage (Vcc) : 12V (10.2 to 13V) / NEGATIVE COMMON
Terminals : solder pins (250°C max. / 30 sec.)
Indicator rating : 1 W / 30 V / 100 mA
Self cut-off time : 40 ms < CT < 120 ms

MECHANICAL CHARACTERISTICS

Connectors : SMA female per MIL-C 39012
Life : 2 million cycles per position
Switching Time*** : < 50 ms
Construction : Splashproof
Weight : < 280 g

ENVIRONMENTAL CHARACTERISTICS

Operating temperature range : -40°C to +85°C
Storage temperature range : -55°C to +85°C

(* Average power at 25°C per RF Path)

(** At 25° C ±10%)

(*** Nominal voltage ; 25° C)



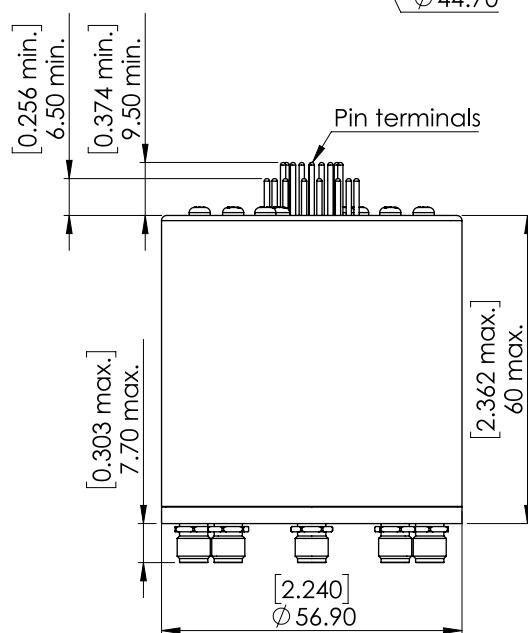
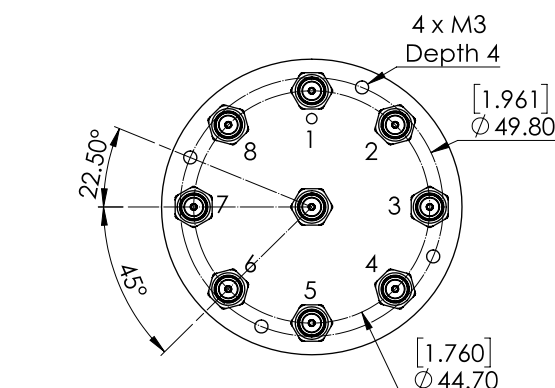
PAGE 2/2

ISSUE 22-03-22

SERIE : SPnT

PART NUMBER : R573392800

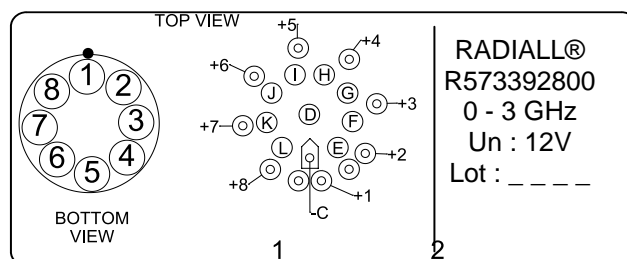
DRAWING



General tolerances : $\pm 0,5$ mm [0,02 in]

Voltage	RF Continuity	Ind.
-C +1	IN \leftrightarrow 1	D.E
-C +2	IN \leftrightarrow 2	D.F
-C +3	IN \leftrightarrow 3	D.G
-C +4	IN \leftrightarrow 4	D.H
-C +5	IN \leftrightarrow 5	D.I
-C +6	IN \leftrightarrow 6	D.J
-C +7	IN \leftrightarrow 7	D.K
-C +8	IN \leftrightarrow 8	D.L

LABEL



SCHEMATIC DIAGRAM

