

PAGE 1/2

ISSUE 22-03-22

SERIE : SPnT

PART NUMBER : R573333840

RF CHARACTERISTICS

Number of ways : 8
Frequency range : 0 - 3 GHz
Impedance : 50 Ohms

Frequency (GHz)	DC - 3
VSWR max	1.20
Insertion loss max	0.20 dB
Isolation min	80 dB
Average power (*)	240 W

ELECTRICAL CHARACTERISTICS

Actuator : LATCHING
Nominal current ** : 125 mA / RESET : 1000 mA ****
Actuator voltage (Vcc) : 28V (24 to 30V) / POSITIVE COMMON
Terminals : solder pins (250°C max. / 30 sec.)
Indicator rating : 1 W / 30 V / 100 mA

MECHANICAL CHARACTERISTICS

Connectors : SMA female per MIL-C 39012
Life : 2 million cycles per position
Switching Time*** : < 15 ms
Construction : Splashproof
Weight : < 280 g

ENVIRONMENTAL CHARACTERISTICS

Operating temperature range : -40°C to +85°C
Storage temperature range : -55°C to +85°C

(* Average power at 25°C per RF Path)

(** At 25° C ±10%)

(*** Nominal voltage ; 25° C)

(**** Reset : supply voltage time 1sec. max. / duty cycle 10%)



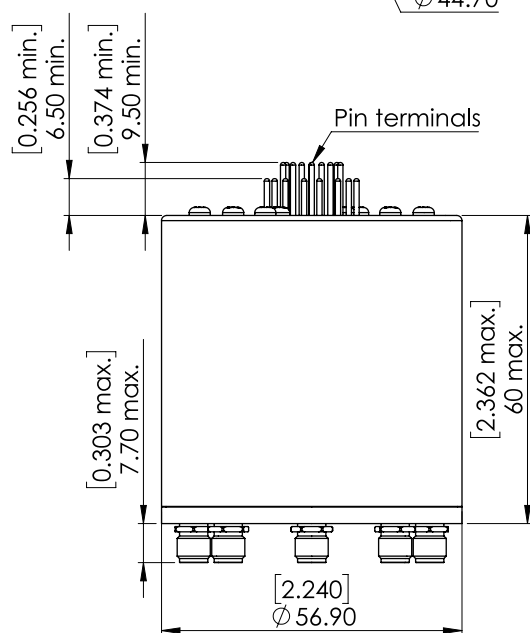
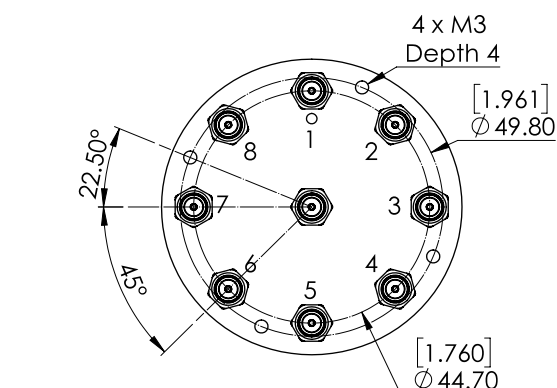
PAGE 2/2

ISSUE 22-03-22

SERIE : SPnT

PART NUMBER : R573333840

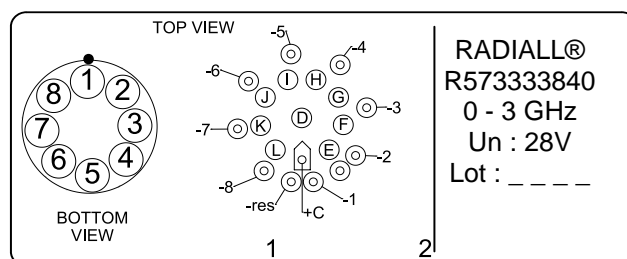
DRAWING



General tolerances : ±0,5 mm [0,02 in]

Voltage	RF Continuity	Ind.
+C -RESET	All ports open	- -
+C -1	IN ↔ 1	D.E
+C -2	IN ↔ 2	D.F
+C -3	IN ↔ 3	D.G
+C -4	IN ↔ 4	D.H
+C -5	IN ↔ 5	D.I
+C -6	IN ↔ 6	D.J
+C -7	IN ↔ 7	D.K
+C -8	IN ↔ 8	D.L

LABEL



SCHEMATIC DIAGRAM

