

PAGE 1/2

ISSUE 22-03-22

SERIE : SPnT

PART NUMBER : R573322500

RF CHARACTERISTICS

Number of ways : 5
Frequency range : 0 - 3 GHz
Impedance : 50 Ohms

| Frequency (GHz) | DC - 3 |
|--------------------|---------|
| VSWR max | 1.20 |
| Insertion loss max | 0.20 dB |
| Isolation min | 80 dB |
| Average power (*) | 240 W |

ELECTRICAL CHARACTERISTICS

Actuator : LATCHING
Nominal current ** : 320 mA / RESET : 1600 mA ****
Actuator voltage (Vcc) : 12V (10.2 to 13V) / NEGATIVE COMMON
Terminals : solder pins (250°C max. / 30 sec.)

MECHANICAL CHARACTERISTICS

Connectors : SMA female per MIL-C 39012
Life : 5 million cycles per position
Switching Time*** : < 15 ms
Construction : Splashproof
Weight : < 180 g

ENVIRONMENTAL CHARACTERISTICS

Operating temperature range : -40°C to +85°C
Storage temperature range : -55°C to +85°C

(* Average power at 25°C per RF Path)

(** At 25° C ±10%)

(*** Nominal voltage ; 25° C)

(**** Reset : supply voltage time 1sec. max. / duty cycle 10%)



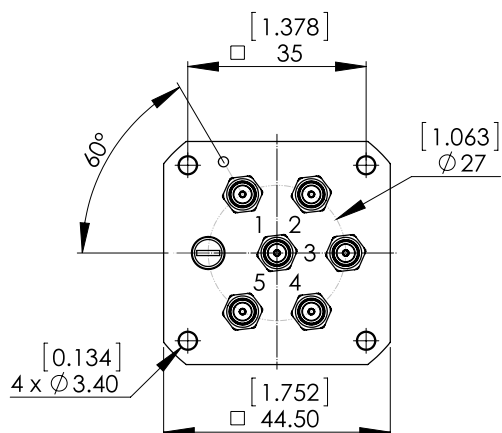
PAGE 2/2

ISSUE 22-03-22

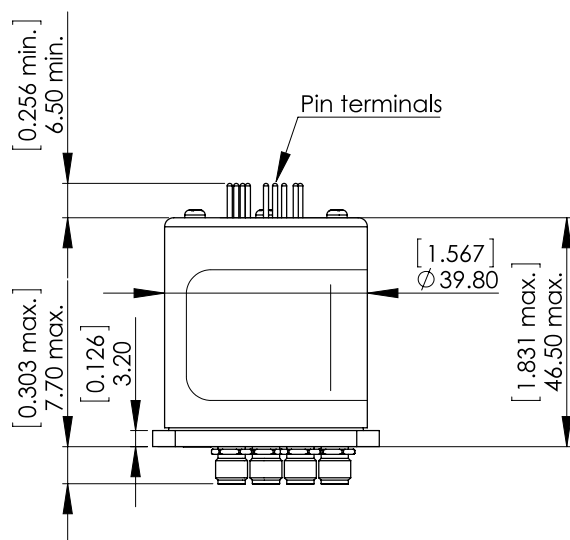
SERIE : SPnT

PART NUMBER : R573322500

DRAWING

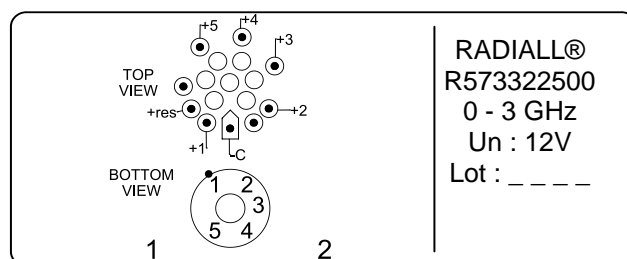


| Voltage | RF Continuity |
|-----------|----------------|
| -C +RESET | All ports open |
| -C +1 | IN ↔ 1 |
| -C +2 | IN ↔ 2 |
| -C +3 | IN ↔ 3 |
| -C +4 | IN ↔ 4 |
| -C +5 | IN ↔ 5 |



General tolerances : ±0,5 mm [0,02 in]

LABEL



SCHEMATIC DIAGRAM

