

PAGE 1/2

ISSUE 22-03-22

SERIE : SPnT

PART NUMBER : R573303440

RF CHARACTERISTICS

Number of ways : 4
Frequency range : 0 - 3 GHz
Impedance : 50 Ohms

| Frequency (GHz) | DC - 3 |
|--------------------|---------|
| VSWR max | 1.20 |
| Insertion loss max | 0.20 dB |
| Isolation min | 80 dB |
| Average power (*) | 240 W |

ELECTRICAL CHARACTERISTICS

Actuator : NORMALLY OPEN
Nominal current ** : 102 mA
Actuator voltage (Vcc) : 28V (24 to 30V) / POSITIVE COMMON
Terminals : solder pins (250°C max. / 30 sec.)

MECHANICAL CHARACTERISTICS

Connectors : SMA female per MIL-C 39012
Life : 5 million cycles per position
Switching Time*** : < 15 ms
Construction : Splashproof
Weight : < 180 g

ENVIRONMENTAL CHARACTERISTICS

Operating temperature range : -40°C to +85°C
Storage temperature range : -55°C to +85°C

(* Average power at 25°C per RF Path)

(** At 25° C ±10%)

(*** Nominal voltage ; 25° C)



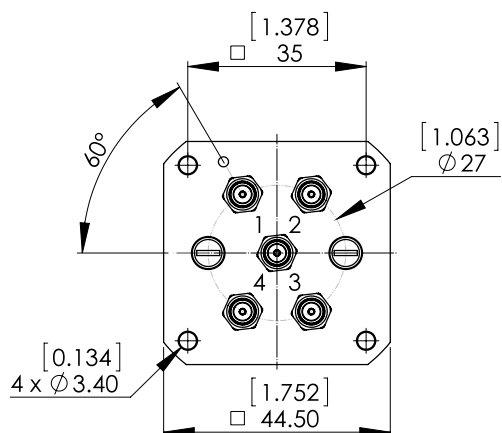
PAGE 2/2

ISSUE 22-03-22

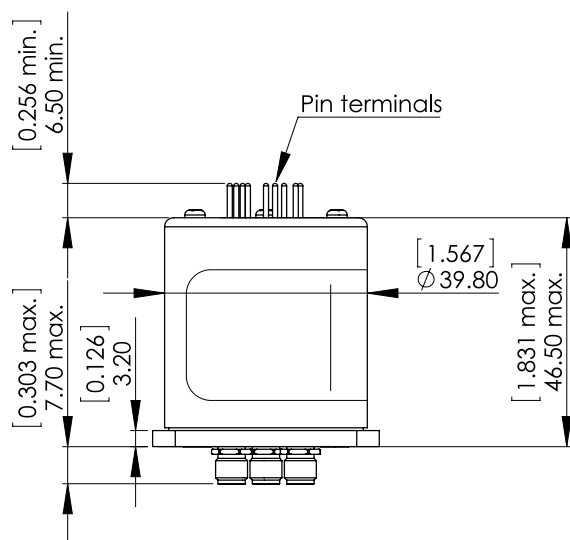
SERIE : SPnT

PART NUMBER : R573303440

DRAWING

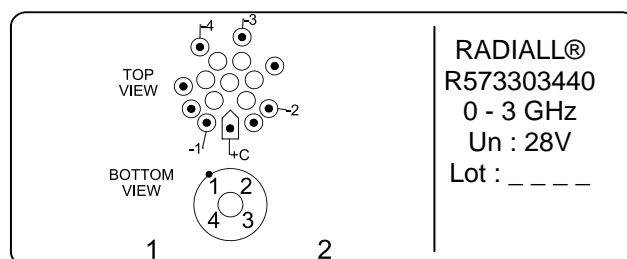


| Voltage | RF Continuity |
|---------|---------------|
| +C -1 | IN ↔ 1 |
| +C -2 | IN ↔ 2 |
| +C -3 | IN ↔ 3 |
| +C -4 | IN ↔ 4 |



General tolerances : ±0,5 mm [0,02 in]

LABEL



SCHEMATIC DIAGRAM

