

PAGE 1/2

ISSUE 22-03-22

SERIE : SPnT

PART NUMBER : R573282620

RF CHARACTERISTICS

Number of ways : 6
Frequency range : 0 - 3 GHz
Impedance : 50 Ohms

Frequency (GHz)	DC - 3
VSWR max	1.20
Insertion loss max	0.20 dB
Isolation min	80 dB
Average power (*)	400 W

ELECTRICAL CHARACTERISTICS

Actuator : LATCHING
Nominal current ** : 960 mA
Actuator voltage (Vcc) : 12V (10.2 to 13V)
Terminals : solder pins (250°C max. / 30 sec.)
Self cut-off time : 40 ms < CT < 120 ms
TTL inputs (E) - High level : 2.2 to 5.5 V / 800µA at 5.5 V
- Low level : 0 to 0.8 V / 20µA at 0.8 V

MECHANICAL CHARACTERISTICS

Connectors : BNC female per MIL-C 39012
Life : 2 million cycles per position
Switching Time*** : < 40 ms
Construction : Splashproof
Weight : < 460 g

ENVIRONMENTAL CHARACTERISTICS

Operating temperature range : -40°C to +85°C
Storage temperature range : -55°C to +85°C

(* Average power at 25°C per RF Path)

(** At 25° C ±10%)

(*** Nominal voltage ; 25° C)



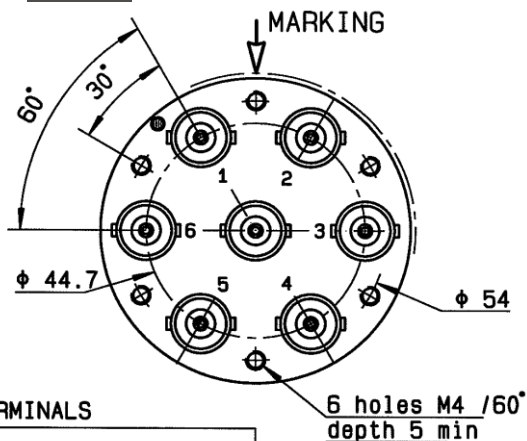
PAGE 2/2

ISSUE 22-03-22

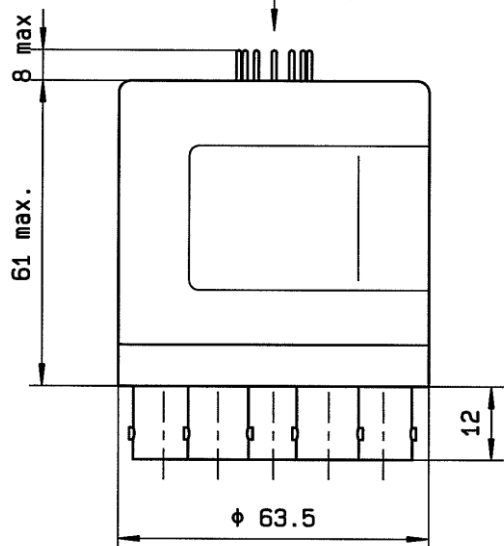
SERIE : SPnT

PART NUMBER : R573282620

DRAWING



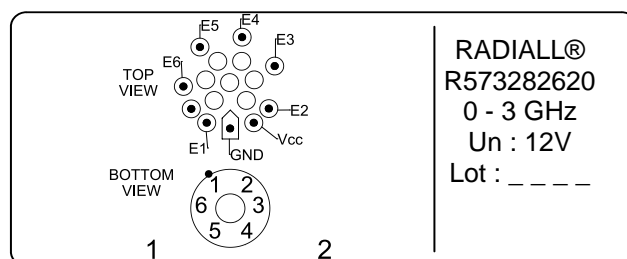
TERMINALS



General tolerances : $\pm 0,5$ mm [0,02 in]

TTL input	RF Continuity
E1 = 1	IN \leftrightarrow 1
E2 = 1	IN \leftrightarrow 2
E3 = 1	IN \leftrightarrow 3
E4 = 1	IN \leftrightarrow 4
E5 = 1	IN \leftrightarrow 5
E6 = 1	IN \leftrightarrow 6

LABEL



SCHEMATIC DIAGRAM

