

PAGE **1/2**

ISSUE **05-06-15**

SERIE : **SPnT**

PART NUMBER : **R573203300**

RF CHARACTERISTICS

Number of ways : **3**
 Frequency range : **0 - 3 GHz**
 Impedance : **50 Ohms**

Frequency (GHz)	DC - 3
VSWR max	1.20
Insertion loss max	0.20 dB
Isolation min	80 dB
Average power (*)	400 W

ELECTRICAL CHARACTERISTICS

Actuator : **NORMALLY OPEN**
 Nominal current ** : **102 mA**
 Actuator voltage (Vcc) : **28V (24 to 30V) / NEGATIVE COMMON**
 Terminals : **solder pins (250°C max. / 30 sec.)**

MECHANICAL CHARACTERISTICS

Connectors : **BNC female per MIL-C 39012**
 Life : **2.000.000 cycles per position**
 Switching Time*** : **< 15 ms**
 Construction : **Splashproof**
 Weight : **< 460 g**

ENVIRONMENTAL CHARACTERISTICS

Operating temperature range : **-40°C to +85°C**
 Storage temperature range : **-55°C to +85°C**

(* Average power at 25°C per RF Path)

(** At 25° C ±10%)

(*** Nominal voltage ; 25° C)



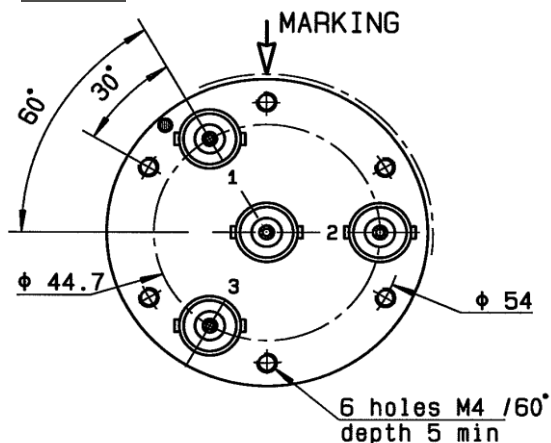
PAGE 2/2

ISSUE 05-06-15

SERIE : SPnT

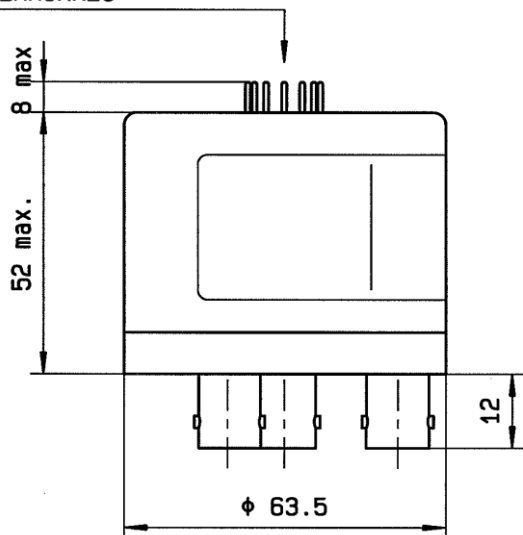
PART NUMBER : R573203300

DRAWING



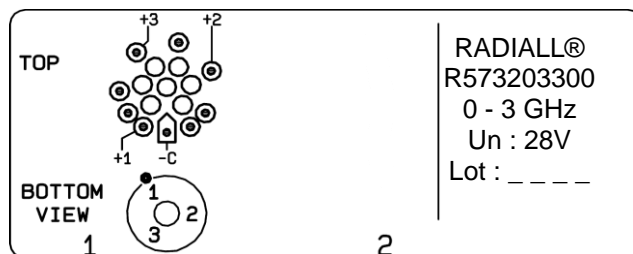
Voltage	RF Continuity
-C +1	IN \leftrightarrow 1
-C +2	IN \leftrightarrow 2
-C +3	IN \leftrightarrow 3

TERMINALS



General tolerances : ± 0.5 mm

LABEL



SCHEMATIC DIAGRAM

