

PAGE 1/2

ISSUE 22-03-22

SERIE : SPnT

PART NUMBER : R573143500

## RF CHARACTERISTICS

Number of ways : 5  
Frequency range : 0 - 12.4 GHz  
Impedance : 50 Ohms

Frequency (GHz)	DC - 3	3 - 8	8 - 12.4
VSWR max	1.20	1.35	1.50
Insertion loss max	0.20 dB	0.35 dB	0.50 dB
Isolation min	80 dB	70 dB	60 dB
Average power (*)	400 W	250 W	200 W

## ELECTRICAL CHARACTERISTICS

Actuator : LATCHING  
Nominal current \*\* : 125 mA / RESET : 625 mA \*\*\*\*  
Actuator voltage (Vcc) : 28V (24 to 30V) / NEGATIVE COMMON  
Terminals : solder pins (250°C max. / 30 sec.)  
Self cut-off time : 40 ms < CT < 120 ms

## MECHANICAL CHARACTERISTICS

Connectors : N female per MIL-C 39012  
Life : 2 million cycles per position  
Switching Time\*\*\* : < 15 ms  
Construction : Splashproof  
Weight : < 460 g

## ENVIRONMENTAL CHARACTERISTICS

Operating temperature range : -40°C to +85°C  
Storage temperature range : -55°C to +85°C

- (\* Average power at 25°C per RF Path)  
(\*\* At 25° C ±10%)  
(\*\*\* Nominal voltage ; 25° C)  
(\*\*\*\* Reset : supply voltage time 1sec. max. / duty cycle 10%)



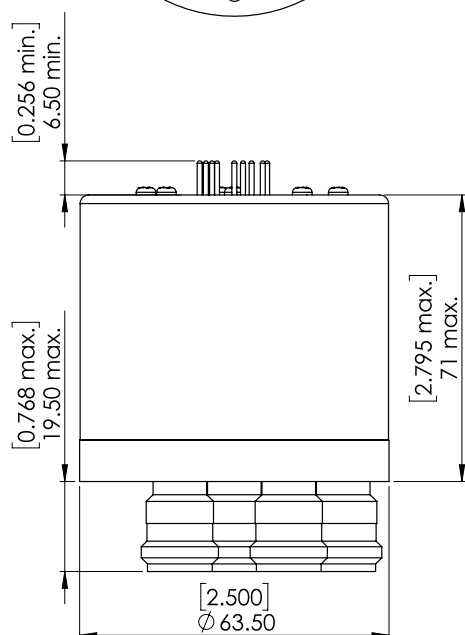
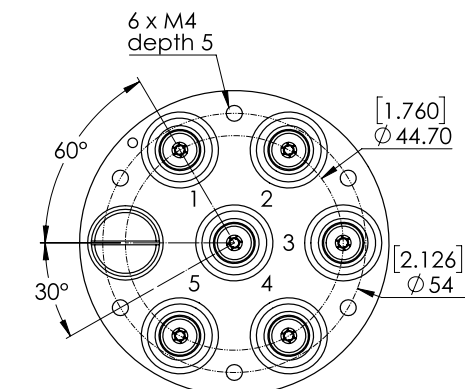
PAGE 2/2

ISSUE 22-03-22

SERIE : SPnT

PART NUMBER : R573143500

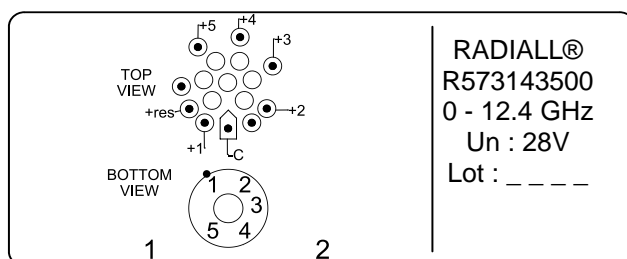
# DRAWING



General tolerances :  $\pm 0,5$  mm [0,02 in]

Voltage	RF Continuity
-C +RESET	All ports open
-C +1	IN $\leftrightarrow$ 1
-C +2	IN $\leftrightarrow$ 2
-C +3	IN $\leftrightarrow$ 3
-C +4	IN $\leftrightarrow$ 4
-C +5	IN $\leftrightarrow$ 5

# LABEL



# SCHEMATIC DIAGRAM

