

PAGE **1/2**

ISSUE **26-10-15**

SERIE : **SPnT**

PART NUMBER : **R573103610**

RF CHARACTERISTICS

Number of ways : **6**
 Frequency range : **0 - 12.4 GHz**
 Impedance : **50 Ohms**

Frequency (GHz)	DC - 3	3 - 8	8 - 12.4
VSWR max	1.20	1.35	1.50
Insertion loss max	0.20 dB	0.35 dB	0.50 dB
Isolation min	80 dB	70 dB	60 dB
Average power (*)	400 W	250 W	200 W

ELECTRICAL CHARACTERISTICS

Actuator : **NORMALLY OPEN**
 Nominal current ** : **102 mA**
 Actuator voltage (Vcc) : **28V (24 to 30V) / POSITIVE COMMON**
 Terminals : **solder pins (250°C max. / 30 sec.)**

MECHANICAL CHARACTERISTICS

Connectors : **N female per MIL-C 39012**
 Life : **2.000.000 cycles per position**
 Switching Time*** : **< 15 ms**
 Construction : **Splashproof**
 Weight : **< 460 g**

ENVIRONMENTAL CHARACTERISTICS

Operating temperature range : **-40°C to +85°C**
 Storage temperature range : **-55°C to +85°C**

(* Average power at 25°C per RF Path)

(** At 25° C ±10%)

(*** Nominal voltage ; 25° C)



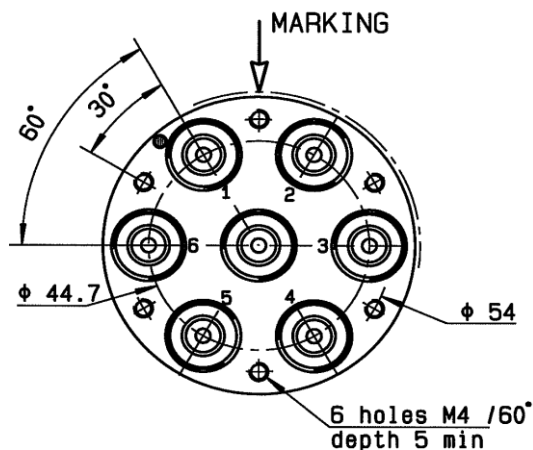
PAGE 2/2

ISSUE 26-10-15

SERIE : SPnT

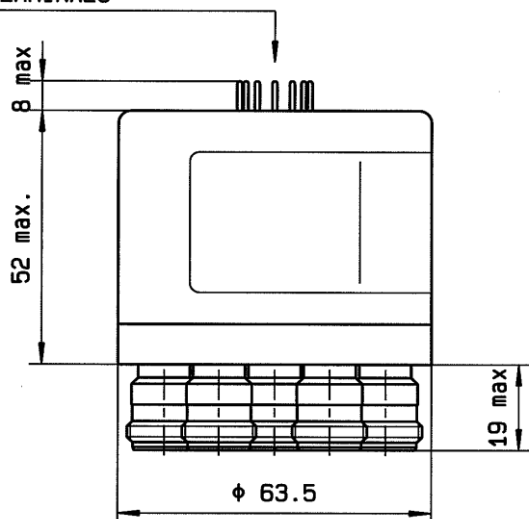
PART NUMBER : R573103610

DRAWING



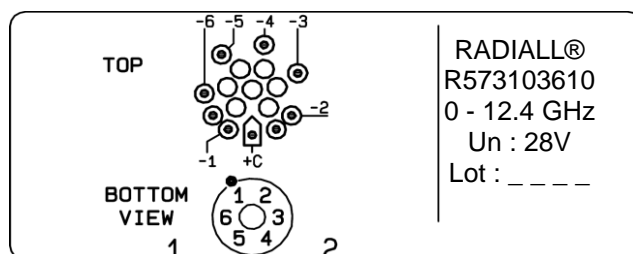
Voltage	RF Continuity
+C -1	IN ↔ 1
+C -2	IN ↔ 2
+C -3	IN ↔ 3
+C -4	IN ↔ 4
+C -5	IN ↔ 5
+C -6	IN ↔ 6

TERMINALS



General tolerances : ±0.5 mm

LABEL



SCHEMATIC DIAGRAM

