

PAGE **1/2**

ISSUE **17.12.13**

SERIE : **SPnT**

PART NUMBER : **R573102825**

RF CHARACTERISTICS

Number of ways : **8**
 Frequency range : **0 - 8 GHz**
 Impedance : **50 Ohms**

Frequency (GHz)	DC - 3	3 - 8
VSWR max	1,30	1,50
Insertion loss max	0.30 dB	0.50 dB
Isolation min	80 dB	70 dB
Average power (*)	400 W	250 W

ELECTRICAL CHARACTERISTICS

Actuator : **NORMALLY OPEN**
 Nominal current ** : **250 mA**
 Actuator voltage (Vcc) : **12V (10.2 to 13V)**
 Terminals : **25 pins D-SUB male connector**
 TTL inputs (E) - High level : **2.2 to 5.5 V / 800µA at 5.5 V**
 - Low level : **0 to 0.8 V / 20µA at 0.8 V**

MECHANICAL CHARACTERISTICS

Connectors : **N female per MIL-C 39012**
 Life : **2.000.000 cycles per position**
 Switching Time*** : **< 15 ms**
 Construction : **Splashproof**
 Weight : **< 680 g**

ENVIRONMENTAL CHARACTERISTICS

Operating temperature range : **-40°C to +85°C**
 Storage temperature range : **-55°C to +85°C**

(* Average power at 25°C per RF Path)

(** At 25° C ±10%)

(*** Nominal voltage ; 25° C)



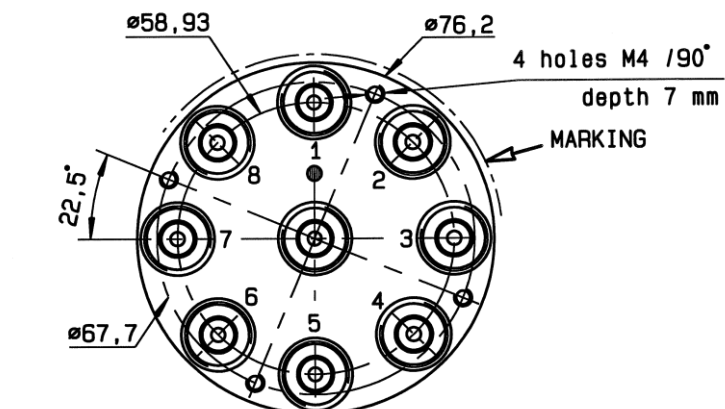
PAGE 2/2

ISSUE 17.12.13

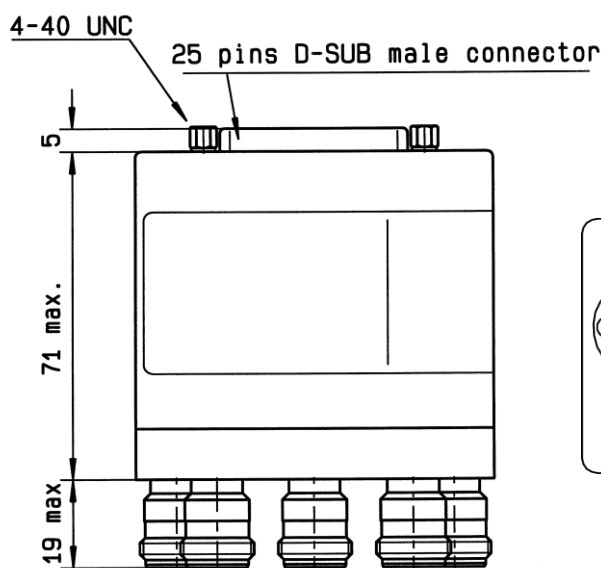
SERIE : SPnT

PART NUMBER : R573102825

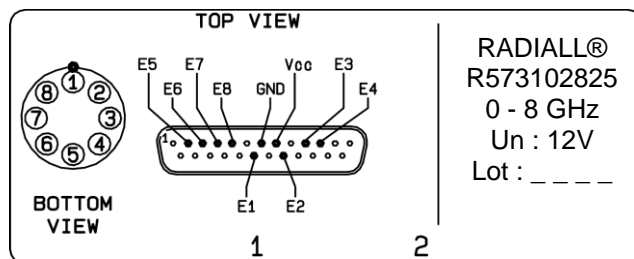
DRAWING



TTL input	RF Continuity
E1 = 1	IN ↔ 1
E2 = 1	IN ↔ 2
E3 = 1	IN ↔ 3
E4 = 1	IN ↔ 4
E5 = 1	IN ↔ 5
E6 = 1	IN ↔ 6
E7 = 1	IN ↔ 7
E8 = 1	IN ↔ 8



LABEL



General tolerances : ±0.5 mm

SCHEMATIC DIAGRAM

