

PAGE 1/2

ISSUE 22-03-22

SERIE : SPnT

PART NUMBER : R573032800

## RF CHARACTERISTICS

Number of ways : 8  
Frequency range : 0 - 3 GHz  
Impedance : 50 Ohms

Frequency (GHz)	DC - 3
VSWR max	1.30
Insertion loss max	0.30 dB
Isolation min	80 dB
Average power (*)	400 W

## ELECTRICAL CHARACTERISTICS

Actuator : LATCHING  
Nominal current \*\* : 320 mA / RESET : 2560 mA \*\*\*\*  
Actuator voltage (Vcc) : 12V (10.2 to 13V) / NEGATIVE COMMON  
Terminals : solder pins (250°C max. / 30 sec.)  
Indicator rating : 1 W / 30 V / 100 mA

## MECHANICAL CHARACTERISTICS

Connectors : N female per MIL-C 39012  
Life : 2 million cycles per position  
Switching Time\*\*\* : < 15 ms  
Construction : Splashproof  
Weight : < 680 g

## ENVIRONMENTAL CHARACTERISTICS

Operating temperature range : -40°C to +85°C  
Storage temperature range : -55°C to +85°C

(\* Average power at 25°C per RF Path)

(\*\* At 25° C ±10%)

(\*\*\* Nominal voltage ; 25° C)

(\*\*\*\* Reset : supply voltage time 1sec. max. / duty cycle 10%)



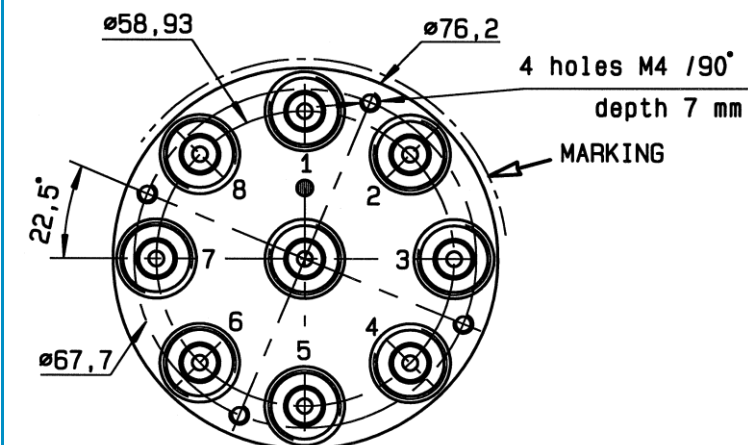
PAGE 2/2

ISSUE 22-03-22

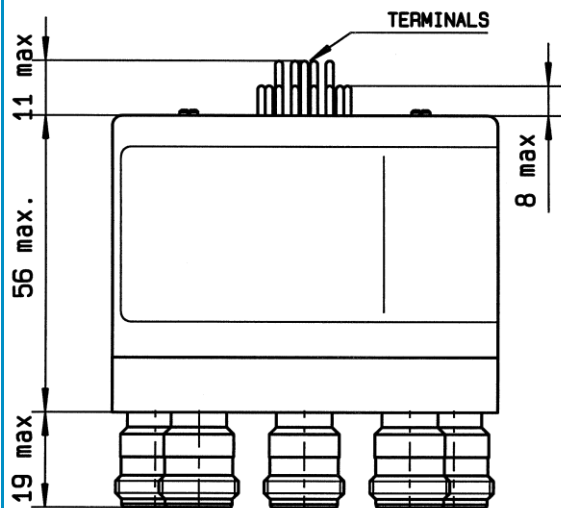
SERIE : SPnT

PART NUMBER : R573032800

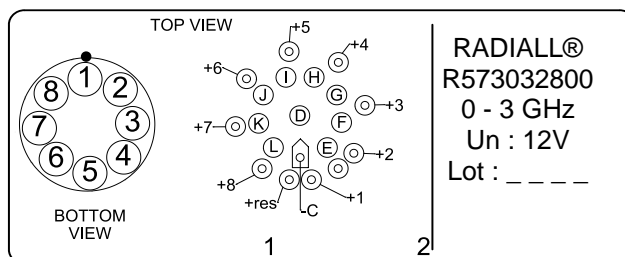
DRAWING



Voltage	RF Continuity	Ind.
-C +RESET	All ports open	- -
-C +1	IN ↔ 1	D.E
-C +2	IN ↔ 2	D.F
-C +3	IN ↔ 3	D.G
-C +4	IN ↔ 4	D.H
-C +5	IN ↔ 5	D.I
-C +6	IN ↔ 6	D.J
-C +7	IN ↔ 7	D.K
-C +8	IN ↔ 8	D.L



**LABEL**



General tolerances :  $\pm 0,5$  mm [0,02 in]

SCHEMATIC DIAGRAM

