

PAGE 1/2

ISSUE 22-03-22

SERIE : SPnT

PART NUMBER : R573022805

RF CHARACTERISTICS

Number of ways : 8
Frequency range : 0 - 3 GHz
Impedance : 50 Ohms

Frequency (GHz)	DC - 3
VSWR max	1.30
Insertion loss max	0.30 dB
Isolation min	80 dB
Average power (*)	400 W

ELECTRICAL CHARACTERISTICS

Actuator : LATCHING
Nominal current ** : 320 mA / RESET : 2560 mA ****
Actuator voltage (Vcc) : 12V (10.2 to 13V) / NEGATIVE COMMON
Terminals : 25 pins D-SUB male connector

MECHANICAL CHARACTERISTICS

Connectors : N female per MIL-C 39012
Life : 2 million cycles per position
Switching Time*** : < 15 ms
Construction : Splashproof
Weight : < 680 g

ENVIRONMENTAL CHARACTERISTICS

Operating temperature range : -40°C to +85°C
Storage temperature range : -55°C to +85°C

(* Average power at 25°C per RF Path)

(** At 25° C ±10%)

(*** Nominal voltage ; 25° C)

(**** Reset : supply voltage time 1sec. max. / duty cycle 10%)



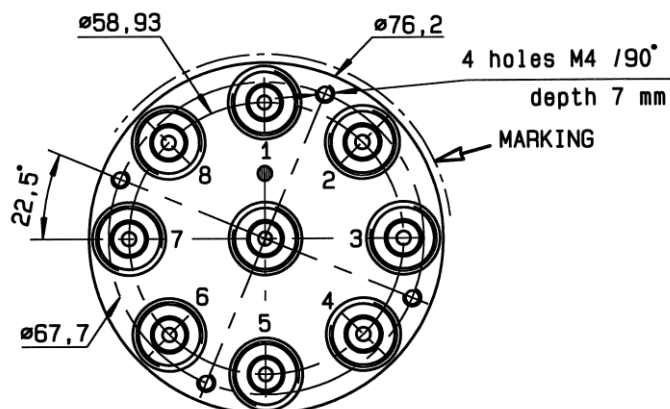
PAGE 2/2

ISSUE 22-03-22

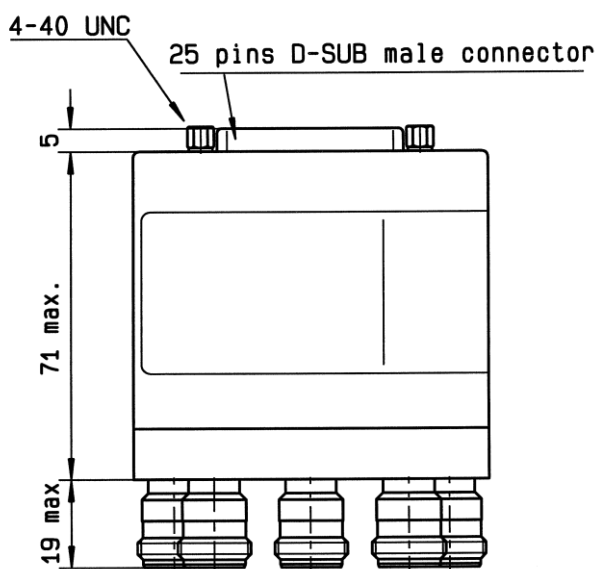
SERIE : SPnT

PART NUMBER : R573022805

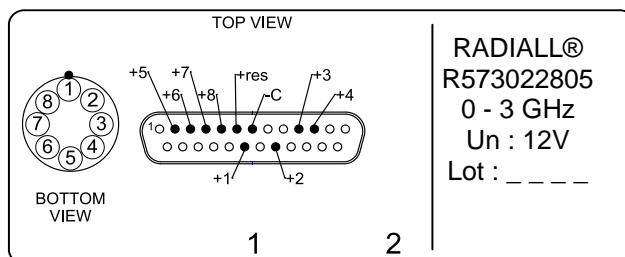
DRAWING



Voltage	RF Continuity
-C +RESET	All ports open
-C +1	IN ↔ 1
-C +2	IN ↔ 2
-C +3	IN ↔ 3
-C +4	IN ↔ 4
-C +5	IN ↔ 5
-C +6	IN ↔ 6
-C +7	IN ↔ 7
-C +8	IN ↔ 8



LABEL



General tolerances : $\pm 0,5$ mm [0,02 in]

SCHEMATIC DIAGRAM

