

PAGE 1/2

ISSUE 22-03-22

SERIE : SPnT

PART NUMBER : R573012045

## RF CHARACTERISTICS

Number of ways : 10  
Frequency range : 0 - 3 GHz  
Impedance : 50 Ohms

Frequency (GHz)	DC - 3
VSWR max	1.30
Insertion loss max	0.30 dB
Isolation min	80 dB
Average power (*)	400 W

## ELECTRICAL CHARACTERISTICS

Actuator : NORMALLY OPEN  
Nominal current \*\* : 250 mA  
Actuator voltage (Vcc) : 12V (10.2 to 13V) / POSITIVE COMMON  
Terminals : 25 pins D-SUB male connector  
Indicator rating : 1 W / 30 V / 100 mA

## MECHANICAL CHARACTERISTICS

Connectors : N female per MIL-C 39012  
Life : 2 million cycles per position  
Switching Time\*\*\* : < 15 ms  
Construction : Splashproof  
Weight : < 850 g

## ENVIRONMENTAL CHARACTERISTICS

Operating temperature range : -40°C to +85°C  
Storage temperature range : -55°C to +85°C

(\* Average power at 25°C per RF Path)

(\*\* At 25° C ±10%)

(\*\*\* Nominal voltage ; 25° C)



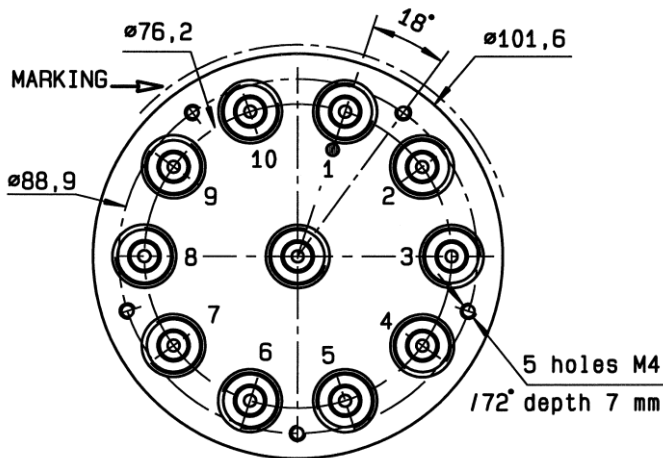
PAGE 2/2

ISSUE 22-03-22

SERIE : SPnT

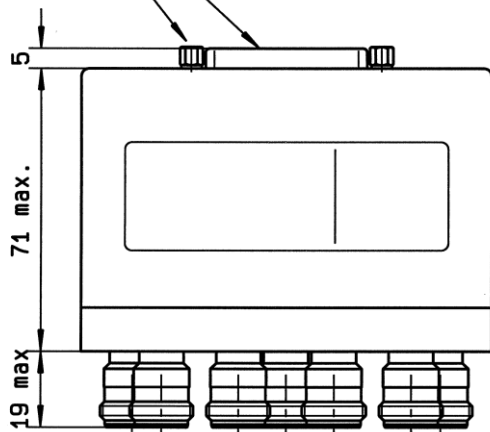
PART NUMBER : R573012045

DRAWING

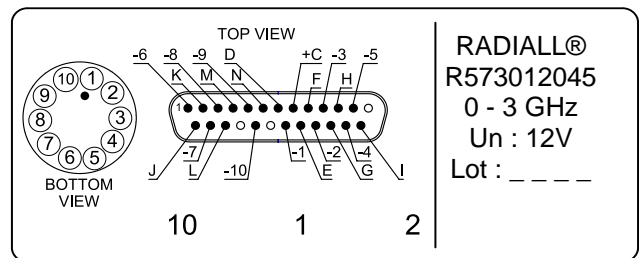


Voltage	RF Continuity	Ind.
+C -1	IN ↔ 1	D.E
+C -2	IN ↔ 2	D.F
+C -3	IN ↔ 3	D.G
+C -4	IN ↔ 4	D.H
+C -5	IN ↔ 5	D.I
+C -6	IN ↔ 6	D.J
+C -7	IN ↔ 7	D.K
+C -8	IN ↔ 8	D.L
+C -9	IN ↔ 9	D.M
+C -10	IN ↔ 10	D.N

4-40 UNC 25 pins D-SUB male connector



LABEL



General tolerances : ±0,5 mm [0,02 in]

SCHEMATIC DIAGRAM

