

PAGE 1/2

ISSUE 22-03-22

SERIE : SPnT

PART NUMBER : R573003300

## RF CHARACTERISTICS

Number of ways : 3  
Frequency range : 0 - 3 GHz  
Impedance : 50 Ohms

Frequency (GHz)	DC - 3
VSWR max	1.20
Insertion loss max	0.20 dB
Isolation min	80 dB
Average power (*)	400 W

## ELECTRICAL CHARACTERISTICS

Actuator : NORMALLY OPEN  
Nominal current \*\* : 102 mA  
Actuator voltage (Vcc) : 28V (24 to 30V) / NEGATIVE COMMON  
Terminals : solder pins (250°C max. / 30 sec.)

## MECHANICAL CHARACTERISTICS

Connectors : N female per MIL-C 39012  
Life : 2 million cycles per position  
Switching Time\*\*\* : < 15 ms  
Construction : Splashproof  
Weight : < 460 g

## ENVIRONMENTAL CHARACTERISTICS

Operating temperature range : -40°C to +85°C  
Storage temperature range : -55°C to +85°C

(\* Average power at 25°C per RF Path)

(\*\* At 25° C ±10%)

(\*\*\* Nominal voltage ; 25° C)



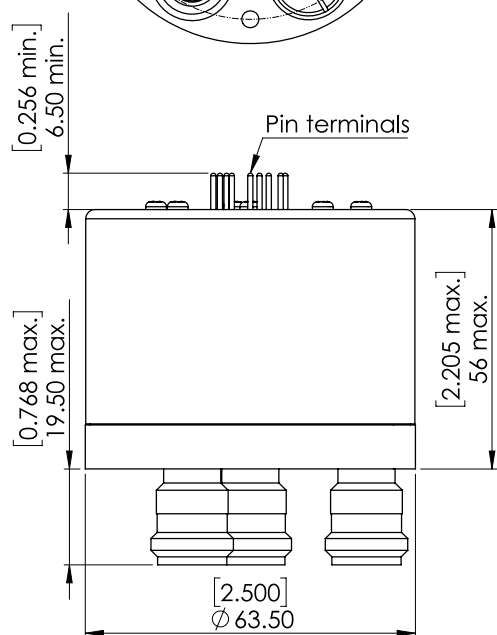
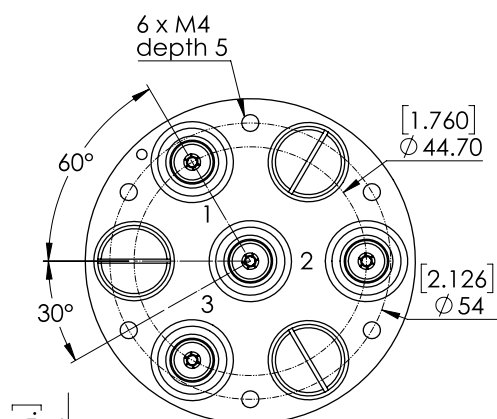
PAGE 2/2

ISSUE 22-03-22

SERIE : SPnT

PART NUMBER : R573003300

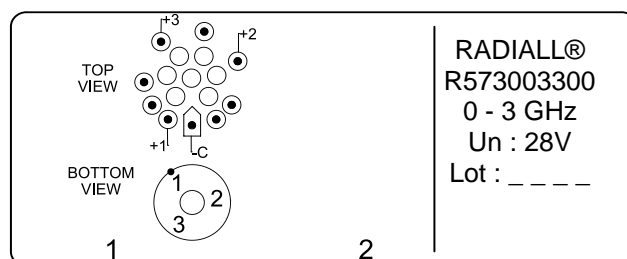
DRAWING



General tolerances :  $\pm 0,5$  mm [0,02 in]

Voltage	RF Continuity
-C +1	IN $\leftrightarrow$ 1
-C +2	IN $\leftrightarrow$ 2
-C +3	IN $\leftrightarrow$ 3

**LABEL**



SCHEMATIC DIAGRAM

