

PAGE **1/2**

ISSUE **10-05-19**

SERIE : **SPnT**

PART NUMBER : **R573002025**

RF CHARACTERISTICS

Number of ways : **10**
 Frequency range : **0 - 3 GHz**
 Impedance : **50 Ohms**

| Frequency (GHz) | DC - 3 |
|--------------------|----------------|
| VSWR max | 1.30 |
| Insertion loss max | 0.30 dB |
| Isolation min | 80 dB |
| Average power (*) | 400 W |

ELECTRICAL CHARACTERISTICS

Actuator : **NORMALLY OPEN**
 Nominal current ** : **250 mA**
 Actuator voltage (Vcc) : **12V (10.2 to 13V)**
 Terminals : **25 pins D-SUB male connector**
 TTL inputs (E) - High level : **2.2 to 5.5 V / 800µA at 5.5 V**
 - Low level : **0 to 0.8 V / 20µA at 0.8 V**

MECHANICAL CHARACTERISTICS

Connectors : **N female per MIL-C 39012**
 Life : **2 million cycles per position**
 Switching Time*** : **< 15 ms**
 Construction : **Splashproof**
 Weight : **< 850 g**

ENVIRONMENTAL CHARACTERISTICS

Operating temperature range : **-40°C to +85°C**
 Storage temperature range : **-55°C to +85°C**

(* Average power at 25°C per RF Path)

(** At 25° C ±10%)

(*** Nominal voltage ; 25° C)



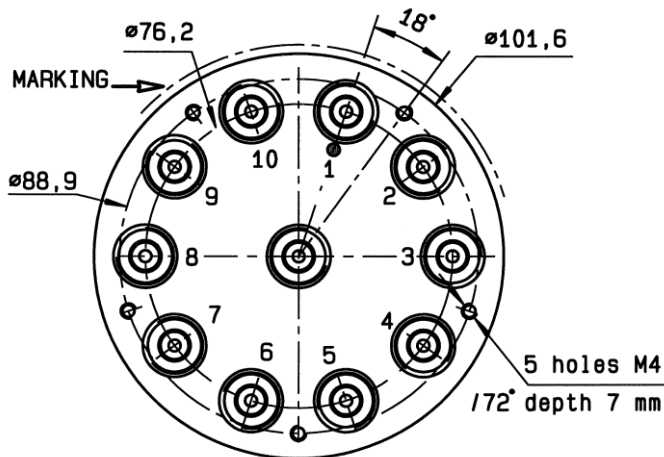
PAGE 2/2

ISSUE 10-05-19

SERIE : SPnT

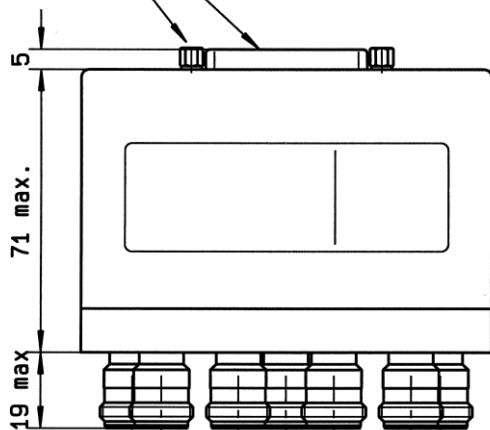
PART NUMBER : R573002025

DRAWING

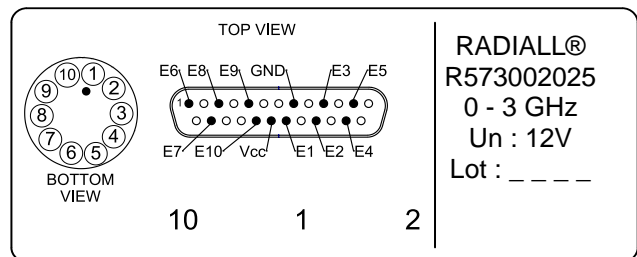


| TTL input | RF Continuity |
|-----------|---------------|
| E1 = 1 | IN ↔ 1 |
| E2 = 1 | IN ↔ 2 |
| E3 = 1 | IN ↔ 3 |
| E4 = 1 | IN ↔ 4 |
| E5 = 1 | IN ↔ 5 |
| E6 = 1 | IN ↔ 6 |
| E7 = 1 | IN ↔ 7 |
| E8 = 1 | IN ↔ 8 |
| E9 = 1 | IN ↔ 9 |
| E10 = 1 | IN ↔ 10 |

4-40 UNC 25 pins D-SUB male connector



LABEL



General tolerances : ±0,5 mm [0,02 in]

SCHEMATIC DIAGRAM

