

PAGE 1/2

ISSUE 12-09-22

SERIE : SPDT

PART NUMBER : R570V13000

RF CHARACTERISTICS

Frequency range : 0 - 67 GHz
Impedance : 50 Ohms

Frequency (GHz)	DC - 6	6 - 12.4	12.4 - 18	18 - 26.5	26.5 - 40	40 - 50	50 - 67
VSWR max	1.30	1.40	1.50	1.70	1.90	1.90	1.90
Insertion loss max	0.30 dB	0.40 dB	0.50 dB	0.70 dB	0.80 dB	1.10 dB	1.10 dB
Isolation min	70 dB	60 dB	60 dB	55 dB	50 dB	50 dB	50 dB
Average power (*)	80 W	60 W	50 W	20 W	10 W	5 W	3 W

ELECTRICAL CHARACTERISTICS

Actuator : FAILSAFE
Nominal current ** : 102 mA
Actuator voltage (Vcc) : 28V (24 to 30V)
Terminals : solder pins (250°C max. / 30 sec.)

MECHANICAL CHARACTERISTICS

Connectors : 1.85mm female (Accoding to IEEE STD 287)
Life : 2 million cycles
Switching Time*** : < 10 ms
Construction : Splashproof
Weight : < 45 g

ENVIRONMENTAL CHARACTERISTICS

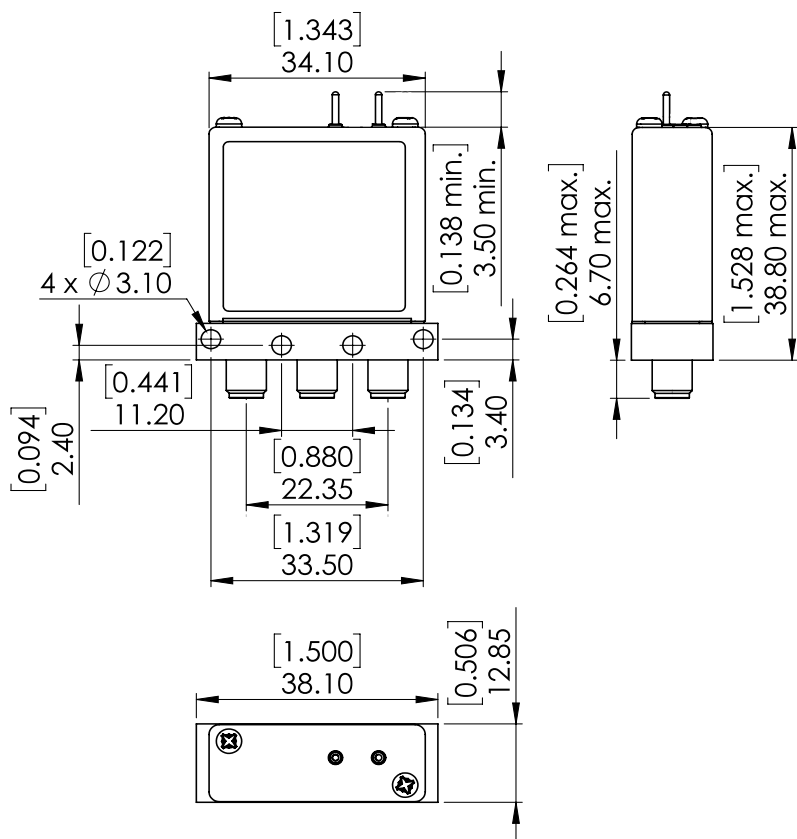
Operating temperature range : -25°C to +70°C
Storage temperature range : -40°C to +85°C

(* Average power at 25°C per RF Path)

(** At 25° C ±10%)

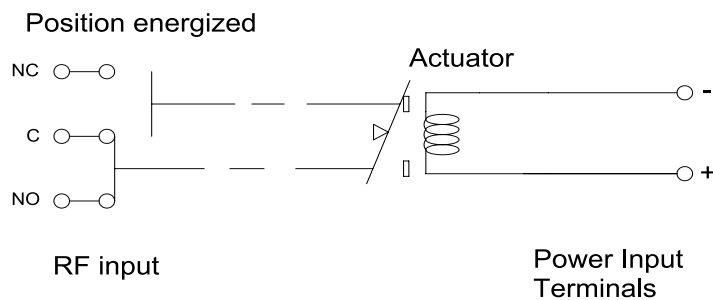
(*** Nominal voltage ; 25° C)



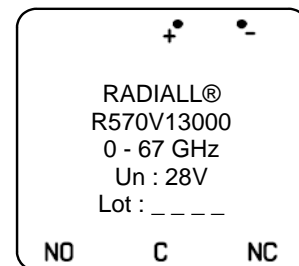
DRAWING

General tolerances : $\pm 0,5$ mm [0,02 in]

SCHEMATIC DIAGRAM

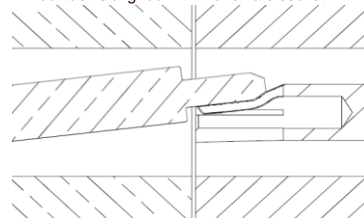


LABEL



WARNING

Sensitive connector : To avoid irreversible damage during any connexions, ensure that the center contact is aligned with the female socket



Voltage	RF Continuity
De-energized	C ↔ NC
energized	C ↔ NO