

PAGE 1/2

ISSUE 12-09-22

SERIE : SPDT

PART NUMBER : R570J63100

## RF CHARACTERISTICS

Frequency range : 0 - 50 GHz  
Impedance : 50 Ohms

Frequency (GHz)	DC - 6	6 - 12.4	12.4 - 18	18 - 26.5	26.5 - 40	40 - 50
VSWR max	1.30	1.40	1.50	1.70	1.90	1.90
Insertion loss max	0.30 dB	0.40 dB	0.50 dB	0.70 dB	0.80 dB	1.10 dB
Isolation min	70 dB	60 dB	60 dB	55 dB	50 dB	50 dB
Average power (*)	80 W	60 W	50 W	20 W	10 W	5 W

## ELECTRICAL CHARACTERISTICS

Actuator : LATCHING  
Nominal current \*\* : 80 mA  
Actuator voltage (Vcc) : 28V (24 to 30V)  
Terminals : solder pins (250°C max. / 30 sec.)  
Indicator rating : 1 W / 30 V / 100 mA  
Self cut-off time : 40 ms < CT < 120 ms  
TTL inputs (E) - High level : 2.2 to 5.5 V / 800µA at 5.5 V  
- Low level : 0 to 0.8 V / 20µA at 0.8 V

## MECHANICAL CHARACTERISTICS

Connectors : 2.4mm female (Accoding to IEEE STD 287)  
Life : 2 million cycles  
Switching Time\*\*\* : < 10 ms  
Construction : Splashproof  
Weight : < 45 g

## ENVIRONMENTAL CHARACTERISTICS

Operating temperature range : -25°C to +70°C  
Storage temperature range : -40°C to +85°C

(\* Average power at 25°C per RF Path)  
(\*\* At 25° C ±10%)  
(\*\*\* Nominal voltage ; 25° C)



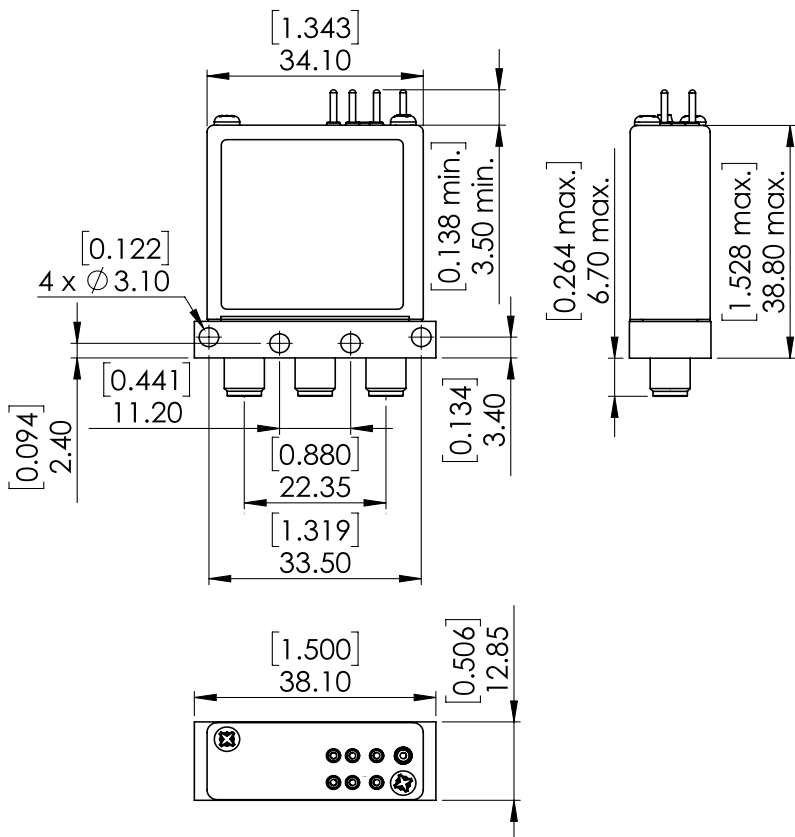
PAGE 2/2

ISSUE 12-09-22

SERIE : SPDT

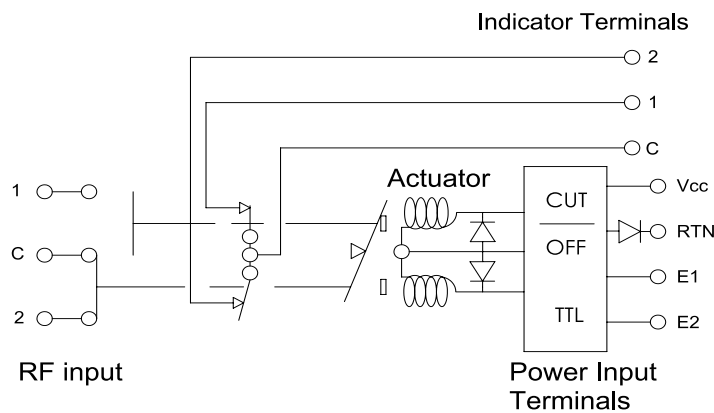
PART NUMBER : R570J63100

DRAWING

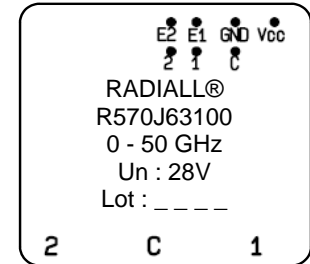


General tolerances :  $\pm 0,5$  mm [0,02 in]

SCHEMATIC DIAGRAM

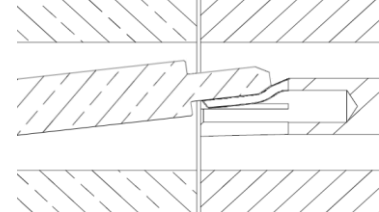


**LABEL**



**WARNING**

Sensitive connector : To avoid irreversible damage during any connexions, ensure that the center contact is aligned with the female socket



TTL input	RF Continuity	Ind.
E1=1 / E2=0	C $\leftrightarrow$ 1	C.1
E1=0 / E2=1	C $\leftrightarrow$ 2	C.2
E1=0 / E2=0	Memory	-
E1=1 / E2=1	Forbidden	-