

PAGE 1/2

ISSUE 12-09-22

SERIE : SPDT

PART NUMBER : R570J12030

## RF CHARACTERISTICS

Frequency range : 0 - 50 GHz  
Impedance : 50 Ohms

Frequency (GHz)	DC - 6	6 - 12.4	12.4 - 18	18 - 26.5	26.5 - 40	40 - 50
VSWR max	1.30	1.40	1.50	1.70	1.90	1.90
Insertion loss max	0.30 dB	0.40 dB	0.50 dB	0.70 dB	0.80 dB	1.10 dB
Isolation min	70 dB	60 dB	60 dB	55 dB	50 dB	50 dB
Average power (*)	80 W	60 W	50 W	20 W	10 W	5 W

## ELECTRICAL CHARACTERISTICS

Actuator : FAILSAFE  
Nominal current \*\* : 250 mA  
Actuator voltage (Vcc) : 12V (10.2 to 13V)  
Terminals : solder pins (250°C max. / 30 sec.)

## MECHANICAL CHARACTERISTICS

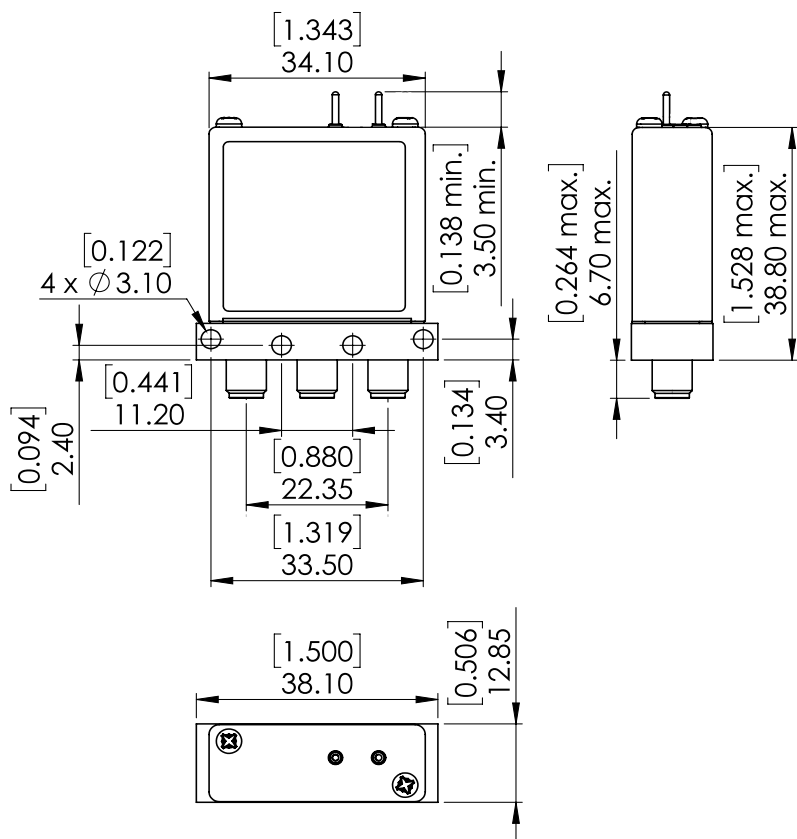
Connectors : 2.4mm female (Accoding to IEEE STD 287)  
Life : 2 million cycles  
Switching Time\*\*\* : < 10 ms  
Construction : Splashproof  
Weight : < 45 g

## ENVIRONMENTAL CHARACTERISTICS

Operating temperature range : -25°C to +70°C  
Storage temperature range : -40°C to +85°C

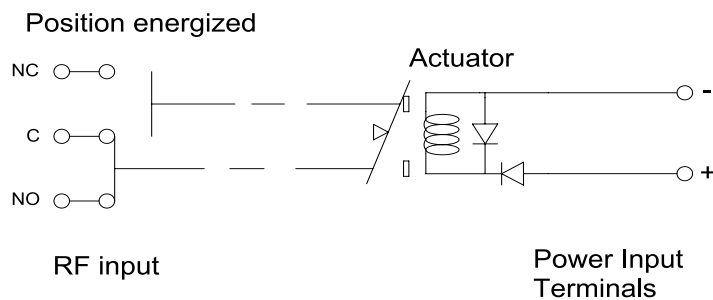
(\* Average power at 25°C per RF Path)  
(\*\* At 25° C ±10%)  
(\*\*\* Nominal voltage ; 25° C)



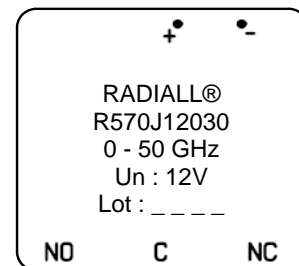
DRAWING

General tolerances :  $\pm 0,5$  mm [0,02 in]

SCHEMATIC DIAGRAM

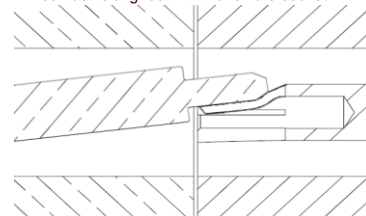


**LABEL**



## WARNING

**Sensitive connector :** To avoid irreversible damage during any connexions, ensure that the center contact is aligned with the female socket



Voltage	RF Continuity
De-energized	C ↔ NC
energized	C ↔ NO