

PAGE 1/2

ISSUE 12-09-22

SERIE : SPDT

PART NUMBER : R570F53100

RF CHARACTERISTICS

Frequency range : 0 - 26.5 GHz

Impedance : 50 Ohms

Frequency (GHz)	DC - 3	3 - 8	8 - 12.4	12.4 - 18	18 - 26.5
VSWR max	1.10	1.20	1.20	1.40	1.50
Insertion loss max	0.15 dB	0.20 dB	0.25 dB	0.35 dB	0.50 dB
Isolation min	80 dB	75 dB	65 dB	60 dB	55 dB
Average power (*)	240 W	150 W	120 W	100 W	40 W

ELECTRICAL CHARACTERISTICS

Actuator : LATCHING

Nominal current ** : 80 mA

Actuator voltage (Vcc) : 28V (24 to 30V)

Terminals : solder pins (250°C max. / 30 sec.)

Self cut-off time : 40 ms < CT < 120 ms

TTL inputs (E) - High level : 2.2 to 5.5 V / 800µA at 5.5 V

- Low level : 0 to 0.8 V / 20µA at 0.8 V

MECHANICAL CHARACTERISTICS

Connectors : SMA female per MIL-C 39012

Life : 10 million cycles

Switching Time*** : < 10 ms

Construction : Splashproof

Weight : < 45 g

ENVIRONMENTAL CHARACTERISTICS

Operating temperature range : -40°C to +85°C

Storage temperature range : -55°C to +85°C

(*) Average power at 25°C per RF Path)

(**) At 25° C ±10%)

(***) Nominal voltage ; 25° C)



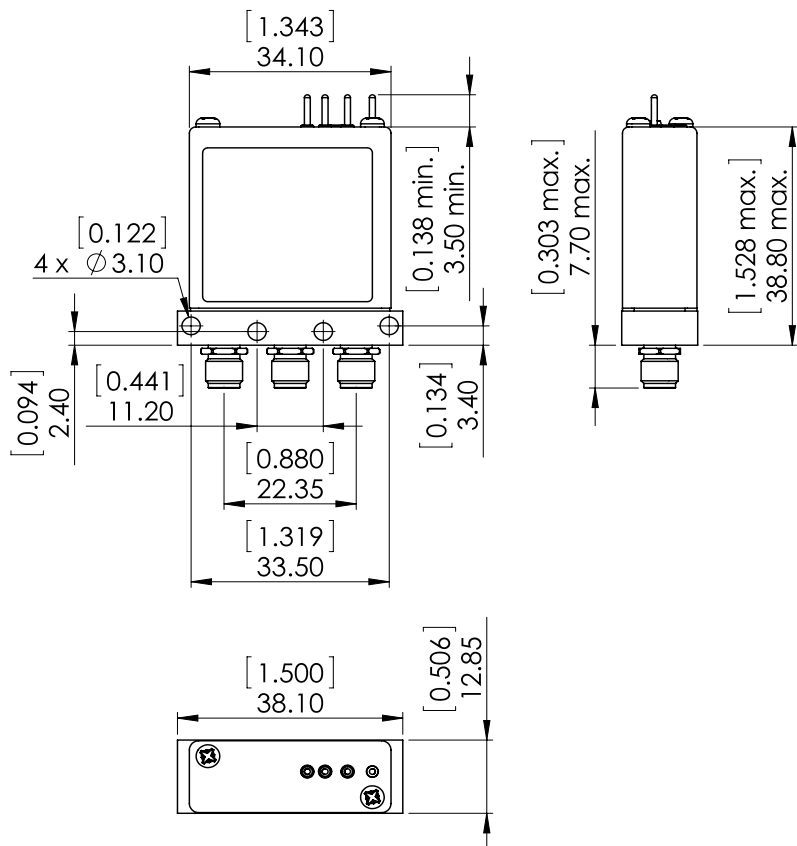
PAGE 2/2

ISSUE 12-09-22

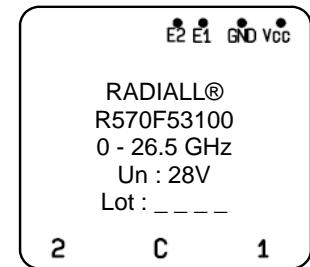
SERIE : SPDT

PART NUMBER : R570F53100

DRAWING

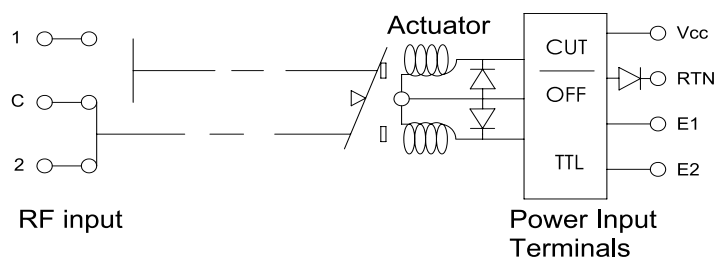


LABEL



General tolerances : ±0,5 mm [0,02 in]

SCHEMATIC DIAGRAM



TTL input	RF Continuity
E1=1 / E2=0	C ↔ 1
E1=0 / E2=1	C ↔ 2
E1=0 / E2=0	Memory
E1=1 / E2=1	Forbidden