

PAGE 1/2

ISSUE 12-09-22

SERIE : SPDT

PART NUMBER : R570F33000

## RF CHARACTERISTICS

Frequency range : 0 - 26.5 GHz  
Impedance : 50 Ohms

Frequency (GHz)	DC - 3	3 - 8	8 - 12.4	12.4 - 18	18 - 26.5
VSWR max	1.10	1.20	1.20	1.40	1.50
Insertion loss max	0.15 dB	0.20 dB	0.25 dB	0.35 dB	0.50 dB
Isolation min	80 dB	75 dB	65 dB	60 dB	55 dB
Average power (*)	240 W	150 W	120 W	100 W	40 W

## ELECTRICAL CHARACTERISTICS

Actuator : LATCHING  
Nominal current \*\* : 80 mA  
Actuator voltage (Vcc) : 28V (24 to 30V) / NEGATIVE COMMON  
Terminals : solder pins (250°C max. / 30 sec.)

## MECHANICAL CHARACTERISTICS

Connectors : SMA female per MIL-C 39012  
Life : 10 million cycles  
Switching Time\*\*\* : < 10 ms  
Construction : Splashproof  
Weight : < 45 g

## ENVIRONMENTAL CHARACTERISTICS

Operating temperature range : -40°C to +85°C  
Storage temperature range : -55°C to +85°C

(\* Average power at 25°C per RF Path)

(\*\* At 25° C ±10%)

(\*\*\* Nominal voltage ; 25° C)



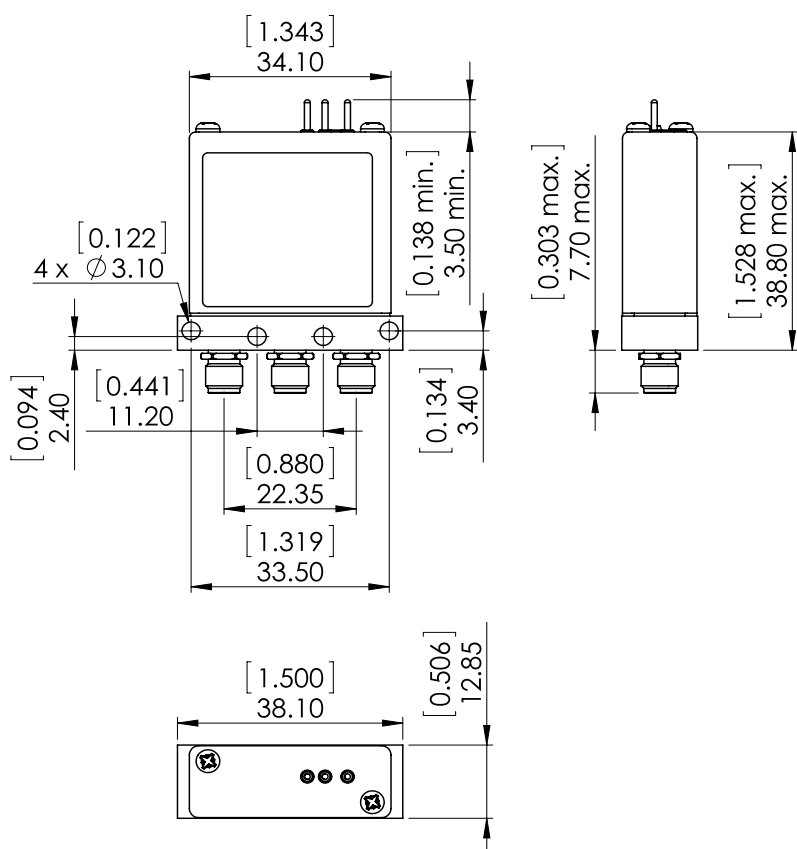
PAGE 2/2

ISSUE 12-09-22

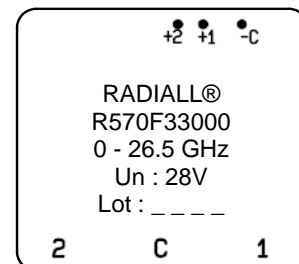
SERIE : SPDT

PART NUMBER : R570F33000

DRAWING

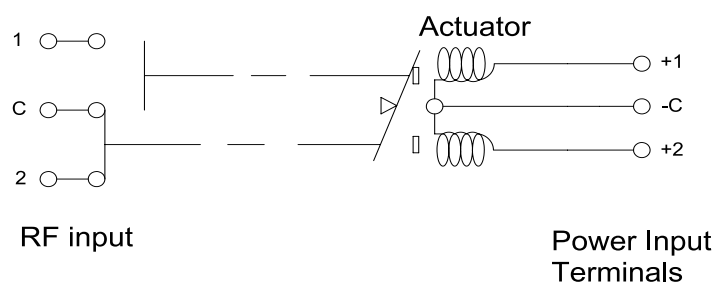


**LABEL**



General tolerances :  $\pm 0,5$  mm [0,02 in]

SCHEMATIC DIAGRAM



Voltage	RF Continuity
-C +1	C ↔ 1
-C +2	C ↔ 2