

PAGE 1/2

ISSUE 22-03-22

SERIE : SPDT

PART NUMBER : R570F22000

RF CHARACTERISTICS

Frequency range : 0 - 26.5 GHz
Impedance : 50 Ohms

Frequency (GHz)	DC - 3	3 - 8	8 - 12.4	12.4 - 18	18 - 26.5
VSWR max	1.10	1.20	1.20	1.40	1.50
Insertion loss max	0.15 dB	0.20 dB	0.25 dB	0.35 dB	0.50 dB
Isolation min	80 dB	75 dB	65 dB	60 dB	55 dB
Average power (*)	240 W	150 W	120 W	100 W	40 W

ELECTRICAL CHARACTERISTICS

Actuator : FAILSAFE
Nominal current ** : 250 mA
Actuator voltage (Vcc) : 12V (10.2 to 13V)
Terminals : solder pins (250°C max. / 30 sec.)
Indicator rating : 1 W / 30 V / 100 mA

MECHANICAL CHARACTERISTICS

Connectors : SMA female per MIL-C 39012
Life : 10 million cycles
Switching Time*** : < 10 ms
Construction : Splashproof
Weight : < 45 g

ENVIRONMENTAL CHARACTERISTICS

Operating temperature range : -40°C to +85°C
Storage temperature range : -55°C to +85°C

(* Average power at 25°C per RF Path)

(** At 25° C ±10%)

(*** Nominal voltage ; 25° C)



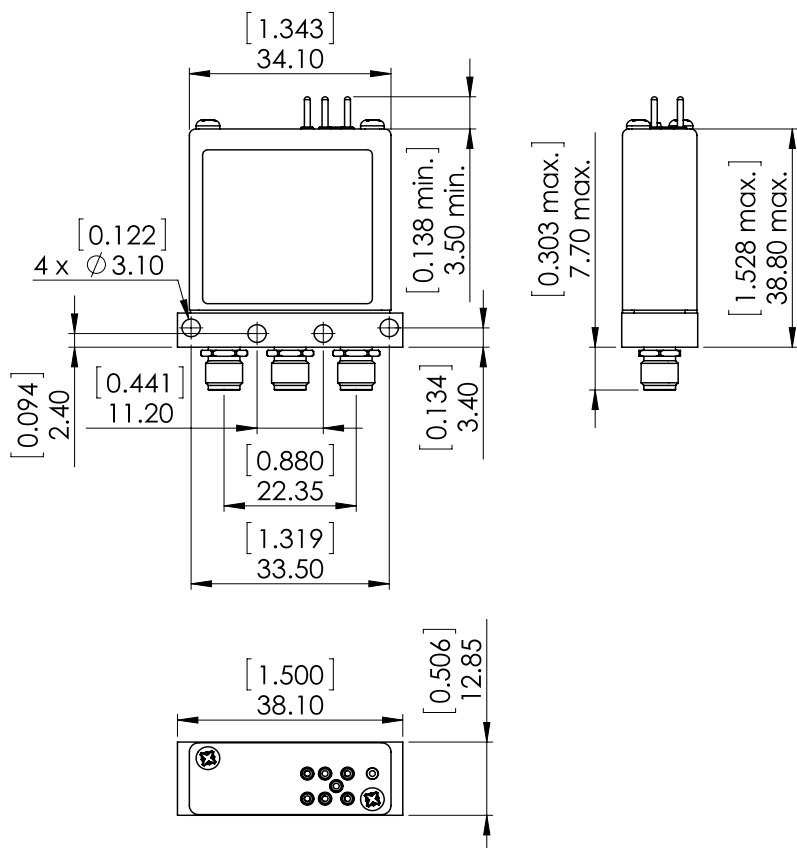
PAGE 2/2

ISSUE 22-03-22

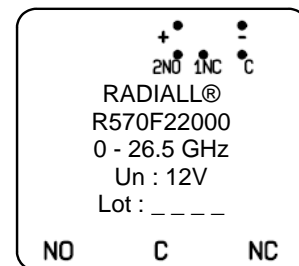
SERIE : SPDT

PART NUMBER : R570F22000

DRAWING

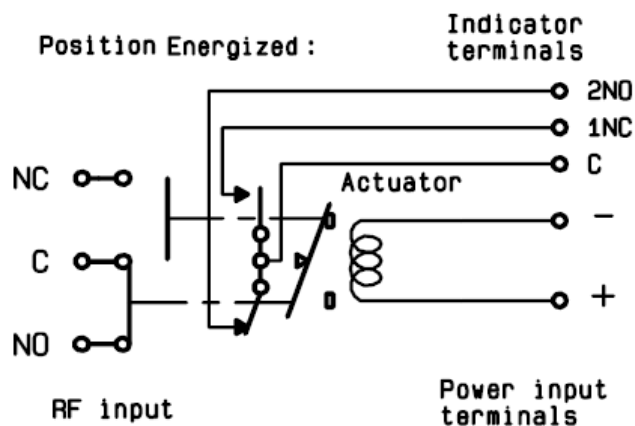


LABEL



General tolerances : $\pm 0,5$ mm [0,02 in]

SCHEMATIC DIAGRAM



Voltage	RF Continuity	Ind.
De-energized	C \leftrightarrow NC	C.1NC
energized	C \leftrightarrow NO	C.2NO